

MEDDELELSER

FRA

KOMMISSIONEN FOR HAVUNDERSØGELSER

SERIE: **FISKERI** · BIND VI

-
-
- Nr. 3. A. C. JOHANSEN: ON THE SUMMER-SPAWNING HERRING (*CLUPEA HARENGUS* L.)
OF ICELAND.
- Nr. 4. A. C. JOHANSEN: THE ATLANTO-SCANDIAN SPRING HERRING SPAWNING AT THE
FAROES.
-
-

KØBENHAVN

C. A. REITZEL, BOGHANDEL

TRYKT HOS J. JØRGENSEN & Co. (IVAR JANTZEN)

1921

MEDDELELSER FRA KOMMISSIONEN FOR HAVUNDERSØGELSER

SERIE: FISKERI · BIND VI · NR. 3 · 1921

ON THE SUMMER-SPAWNING HERRING
(CLUPEA HARENGUS L.)
OF ICELAND

BY

DR. A. C. JOHANSEN

KØBENHAVN
C. A. REITZEL, BOGHANDEL

TRYKT HOS J. JØRGENSEN & CO. (IVAR JANTZEN)

1921

CONTENTS.

| | |
|--|----|
| I. Introduction..... | 3 |
| II. Distinguishing marks of the summer-spawning Herring..... | 6 |
| III. Distribution of the summer-spawning Icelandic Herring..... | 22 |
| IV. Does the Icelandic Summer Herring differ from the Faroë Summer Herring | 23 |
| General Survey of the Analyses of the Herrings | 27 |
| English Resumé | 37 |
| Dansk Resumé | 39 |

I. Introduction.

THE well known Icelandic naturalist BJARNI SÆMUNDSSON was the first to give us the information that a summer-spawning herring occurs at Iceland. In his »Oversigt over Islands Fiske«¹⁾ he writes as follows (p. 103): »It appears that there are two quite distinct spawning periods, one in spring (March—April) at the south and south-west coast, another in summer (July—August) at the south-west and the west coast. Whilst I only know very little with regard to the spawning places of the spring-spawning herring (having obtained only a few mature herrings from the south coast in April) I have succeeded in establishing the fact that the summer-spawning herring begins its spawning about the middle of July. This takes place for the greater part on the stretch Eldey Bank—Breidafjord at a depth of 60—100 fms up to about 20 miles off shore. In this area large numbers of herrings were caught in drift-net during the last few years (May—July). — Whether the herrings here belong to two different races, I cannot say yet with any certainty«.

The result of Sæmundsson's investigation: that the spawning period of the Icelandic herring is not continuous, but extends over two different periods of the year, was confirmed later by P. JESPERSEN, who on the basis of JOHS. SCHMIDT's fishing experiments in the years 1903, 1904, 1905 and 1908 has published a survey on the occurrence of the postlarval stages of the herring off the coasts of Iceland in some of the months of the years mentioned²⁾.

The difference in the spawning time makes us naturally think, that the question here is about two different herring races. This question, upon which Sæmundsson has made a preliminary examination, I have wanted to make the object of a closer investigation, and for this purpose I have received kind assistance from Dr. JOHS. SCHMIDT as well as from Dr. SÆMUNDSSON. The former has kindly placed spring-spawning herrings at my disposal, while the latter has provided me with samples of maturing and mature summer-spawning herrings.

In the investigation of the race-peculiarities of the summer-spawning herring I have used the same method which I employed previously in the consideration of the spring-spawning herring in the North-West European waters³⁾. The characters, which have been chosen here as a basis for the race study, are such that when once developed and fixed remain constant during the whole life of the specimens.

Besides the total length, sex and maturity the following characters were taken up for biometrical treatment:

¹⁾ Skrifter udgivne af Kommissionen for Havundersøgelser Nr. 5. København. 1908.

²⁾ P. JESPERSEN: On the occurrence of the postlarval stages of the Herring and the »Lodde« (*Clupea harengus* L., and *Mallotus villosus* O. F. M.) at Iceland and the Faroes. Medd. Komm. f. Havundersøgelser Serie: Fiskeri. Bind VI: No. 1. København 1920.

³⁾ A. C. JOHANSEN: On the large spring-spawning Sea Herring (*Clupea harengus* L.) in the North-West European Waters. Meddelelser Komm. f. Havundersøgelser. Ser. Fiskeri, Bd. V. No. 8 København 1919.

1. Number of vertebrae:
 - a. precaudal vertebrae
 - b. caudal vertebrae
 - c. total number of vertebrae (vert. S.).
2. Number of keeled scales between the ventral fins and anus (K_2).
3. Number of fin rays in both ventral fins.
4. (in some cases) Number of rays in right pectoral fin.
5. Number of fin rays in dorsal fin:
 - a. unbranched rays
 - b. branched rays
 - c. total number of rays.
6. Number of fin rays in anal fin:
 - a. unbranched rays
 - b. branched rays
 - c. total number of rays.

The three first named characters have been treated in my paper: »On the large spring-spawning

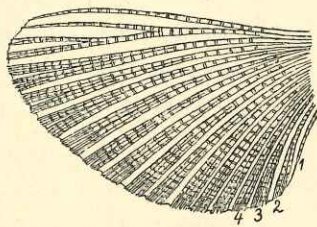


Fig. 1. Pectoral fin of Herring.
17 rays.

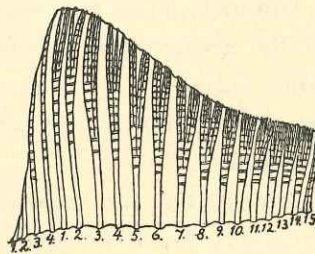


Fig. 2. Dorsal fin of Herring with 4 un-
branched and 15 branched rays.
The figures are drawn by Miss B. ROHWEDER.

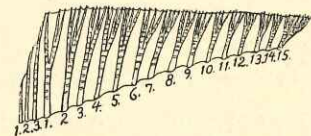


Fig. 3. Anal fin of Herring with 3 un-
branched and 15 branched rays.

Sea Herring in the North-West European Waters«. About the three last characters some remarks may be made here:

Pectoral fin (Fig. 1). The inmost and the outmost ray are unbranched, the rest branched. The inner rays are very small and great care is demanded here in counting.

Dorsal fin (Fig. 2). The foremost ray may be rudimentary. This offers a difficulty in the counting. If we want to compare the ray-countings of different naturalists, it will thus be safest to regard only the branched rays. The counting of these do not present any difficulties.

Anal fin (Fig. 3). In the anal fin the foremost ray is well developed, though generally shorter than on Fig. 3. As a rule the counting here does not entail any special difficulty either for the unbranched or for the branched rays.

For all the fins it holds good that the rays are developed in the larval stage long before the formation of scales begins. It has not been further investigated in which stage of the development the number of rays is finally fixed.

Between several of the characters mentioned here a correlation exists. Thus there is for example a positive correlation between the numerical values for the following characters:

| | | | | | | | |
|--|---|---|---|---|---|-----------------------------------|---|
| Total number of vertebrae and number of precaudal vertebrae | | | | | | | |
| — | — | - | — | - | — | - caudal | — |
| — | — | - | — | - | — | - keeled scales (K ₂) | — |
| — | — | - | — | - | — | - dorsal fin rays. | — |
| — | — | - | — | - | — | - anal fin rays. | — |
| Total number of dorsal fin rays and number of branched dorsal rays | | | | | | | |
| — | — | - | — | - | — | - unbranched | — |
| Total number of anal fin rays and number of branched anal rays | | | | | | | |
| — | — | - | — | - | — | - unbranched | — |

Between the number of precaudal vertebrae and the number of caudal vertebrae there is a very marked negative correlation, as shown in the example below (referring to a sample of summer spawning herrings from Eldey Bank. S. W. Iceland, May 1919):

| Precaudal vert. | Caudal vert. | | | | | | | Total. |
|-----------------|--------------|----|----|-----|----|----|----|--------|
| | 29 | 30 | 31 | 32 | 33 | 34 | 35 | |
| 22 | — | — | — | — | 1 | — | 1 | 2 |
| 23 | — | — | — | 2 | 7 | 20 | 2 | 31 |
| 24 | — | — | 1 | 18 | 65 | 19 | — | 103 |
| 25 | — | — | 7 | 73 | 19 | 1 | — | 100 |
| 26 | — | 4 | 27 | 13 | — | 1 | — | 45 |
| 27 | 1 | 6 | 6 | — | — | — | — | 13 |
| 28 | 1 | 2 | — | — | — | — | — | 3 |
| Total | 2 | 12 | 41 | 106 | 92 | 41 | 3 | 297 |

From this we get the correlation coefficient $r^1) = -0.8151$ with standard deviation:

$$\sigma_r = 0.0195.$$

A negative correlation also occurs between the unbranched and branched dorsal fin rays and between the unbranched and branched anal fin rays, but the correlation coefficient is here of a numerically lower value than in the example given above.

The correlation between the different characters will be subjected to a further treatment in a following treatise. The material has been treated in such a way in the present paper that the correlation does not interfere with the results obtained.

If it appears that a correlation exists between the length of the specimens and one or several of the above mentioned individually constant characters, we may conclude, either — that the employed material originates from more than one race, or — that different age groups of the same race are not perfectly uniform with regard to the characters in question.

If such a correlation is observed, it invites us to a further analysis of the material with respect to the age, maturity, and other characters of the specimen.

¹⁾ For the calculation of the correlation coefficient PEARSON'S formula was used:

$$r = \frac{\sum p \alpha_x \alpha_y}{\sqrt{\sum p' \alpha_x^2 \cdot \sum p'' \alpha_y^2}} = \frac{\sum p a_x \cdot a_y - n b_x \cdot b_y}{(n-1) \sigma_x \sigma_y}$$

α_x and α_y indicate the deviation from the mean values for the two series; p is the number of variates in each of the classes; a_x and a_y are the deviations from the chosen starting points for the calculation of the mean value, and b_x and b_y indicate for each of the two series the distance between the true mean and the starting point for the mean value calculation.

n = total number of variates

σ is calculated after the formula

$$\sigma = \pm \sqrt{\frac{\sum p \alpha^2}{(n-1)}} = \pm \sqrt{\frac{1}{n(n-1)}} \cdot \sqrt{n \sum p a^2 - (\sum p a)^2}$$

By the counting of the various characters examined I have been assisted by cand. phil. S. WEIS FOGH, mag. scient. P. L. KRAMP and stud. mag. ERIK M. POULSEN. Most of the calculations have been made by Fru E. NEERGAARD-MØLLER. I am indebted to Dr. KIRSTINE SMITH for critical remarks to the paper.

II. The distinguishing marks of the summer-spawning Herring.

The material of summer-spawning Icelandic herrings, with which I have dealt, originate from two different localities, viz. Eldey Bank West of Cap Reykjanæs (on the S. W. coast) and Drangar in the neighbourhood of the Westmanna Isles (Fig. 4). The investigated sample of herring from Eldey Bank was obtained at the end of May 1919. The sample comprised 297 herrings, of which 169 were males and 128 females. The lengths of the specimens were as follows:

| Length cm | ♂ | ♀ | Total | Length cm | ♂ | ♀ | Total |
|-----------|----|----|-------|-----------|-----|-----|-------|
| 28 | — | 1 | 1 | 34 | 20 | 25 | 45 |
| 29 | 4 | 1 | 5 | 35 | 17 | 11 | 28 |
| 30 | 5 | 4 | 9 | 36 | 10 | 2 | 12 |
| 31 | 14 | 8 | 22 | 37 | 2 | 2 | 4 |
| 32 | 49 | 24 | 73 | 38 | | 1 | 1 |
| 33 | 48 | 49 | 97 | | | | |
| | | | | Total: | 169 | 128 | 297 |

The males as well as the females were approaching maturity. The stage of maturity was usually IV for the females, IV and V for the males. (See General Survey A. p. 27). Transparent eggs did not occur in any of the females. The spawning had not begun, probably it would have occurred 1—2 months after the capture.

The distribution of the specimens according to length and number of winter rings in the scales was as follows:

Herrings, Eldey Bank, May 1919.

| Length cm. . . . | | 28 | 29 | 30 | 31 | 32 | 33 | 34 | 35 | 36 | 37 | 38 | Total | Average length cm. | + 0.5 |
|------------------|---------------------|----|----|----|----|----|----|----|----|----|----|----|-------|--------------------|-------|
| Age group | No. of winter rings | | | | | | | | | | | | | | |
| 1915 | 3 | — | 1 | — | — | — | — | — | — | — | — | — | 1 | 29.0 | 29.5 |
| 1914 | 4 | — | 3 | 7 | 4 | 2 | 2 | 1 | — | — | — | — | 19 | 31.32 | 31.82 |
| 1913 | 5 | — | — | — | 2 | 4 | 4 | 1 | — | — | — | — | 11 | 32.36 | 32.86 |
| 1912 | 6 | — | — | 2 | 6 | 28 | 28 | 4 | 1 | — | — | — | 69 | 32.42 | 32.92 |
| 1911 | 7 | 1 | 1 | — | 6 | 29 | 48 | 18 | 7 | 2 | — | — | 112 | 32.89 | 33.39 |
| 1910 | 8 | — | — | — | 1 | 2 | 7 | 7 | 4 | 3 | — | — | 24 | 33.84 | 34.34 |
| 1909 | 9 | — | — | — | — | — | 2 | 7 | 3 | — | — | — | 12 | 34.10 | 34.60 |
| 1908 | 10 | — | — | — | — | 1 | — | 2 | 8 | 3 | 1 | — | 15 | 35.00 | 35.50 |
| 1907 | 11 | — | — | — | — | — | — | 1 | 2 | 2 | 2 | — | 7 | 35.71 | 36.21 |
| 1906 | 12 | — | — | — | — | — | — | — | 1 | 1 | — | — | 2 | 35.50 | 36.0 |
| 1905 | 13 | — | — | — | — | — | — | — | — | — | 1 | 1 | 2 | 37.50 | 38.0 |
| 1904 | 14 | — | — | — | — | — | — | — | — | 1 | — | — | 1 | 36.00 | 36.5 |
| | 6—7 | — | — | — | — | 1 | — | — | — | — | — | — | 1 | 32.00 | 32.5 |
| | 7—8 | — | — | — | 1 | — | — | — | — | — | — | — | 1 | 31.00 | 31.5 |
| | 9—10 | — | — | — | — | — | — | — | 1 | — | — | — | 1 | 35.00 | 35.5 |
| | 10—12 | — | — | — | — | 1 | — | — | — | — | — | — | 1 | 32.00 | 32.5 |
| | ? | — | — | — | 2 | 5 | 6 | 4 | 1 | — | — | — | 18 | 32.83 | 33.33 |
| | Total: | 1 | 5 | 9 | 22 | 73 | 97 | 45 | 28 | 12 | 4 | 1 | 297 | | |

If we take it for granted that the first distinct winter ring in the scale is formed when the specimens are ca. 1½ years old, it will be seen that the specimens at the age of 7 years are of an average length of ca. 33 cm and those of 10 years of an average length of ca. 36 cm. Starting from the same hypothesis, the series 1911 has yielded the largest contingent and the series 1913 an extraordinarily small contingent to the sample.

The numerical values found for the various characters examined were as follows:

| Vertebrae. | | | | | | Anal fin rays. | | | | | |
|-----------------|--------|-------------|--------|--------------|--------|-----------------|--------|-----------|--------|-------------|-------|
| Vert S. | | Prec. Vert. | | Caudal Vert. | | Total. | | Branched. | | Unbranched. | |
| No. | Freq. | No. | Freq. | No. | Freq. | No. | Freq. | No. | Freq. | No. | Freq. |
| 55 | 4 | 22 | 2 | 29 | 2 | 16 | 7 | 13 | 7 | 2 | 9 |
| 56 | 37 | 23 | 31 | 30 | 12 | 17 | 55 | 14 | 61 | 3 | 252 |
| 57 | 193 | 24 | 103 | 31 | 41 | 18 | 133 | 15 | 143 | 4 | 36 |
| 58 | 61 | 25 | 100 | 32 | 106 | 19 | 90 | 16 | 78 | | |
| 59 | 1 | 26 | 45 | 33 | 92 | 20 | 11 | 17 | 8 | | |
| 60 | 1 | 27 | 13 | 34 | 41 | 21 | 1 | | | | |
| | | 28 | 3 | 35 | 3 | | | | | | |
| n | 297 | | 297 | | 297 | n | 297 | | 297 | | 297 |
| m | 57.071 | | 24.694 | | 32.377 | m | 18.155 | | 15.064 | | 3.091 |
| σ | 0.65 | | 1.074 | | 1.084 | σ | 0.860 | | 0.817 | | 0.379 |
| σ_m | 0.038 | | 0.062 | | 0.063 | σ_m | 0.050 | | 0.047 | | 0.022 |
| σ_σ | 0.027 | | 0.044 | | 0.044 | σ_σ | 0.035 | | 0.034 | | 0.016 |

| Dorsal fin rays. | | | | | | Keeled Scales (K ₂) | | | | | |
|------------------|--------|----------|--------|-------------|-------|---------------------------------|--------|--------------|--------|---------------------|--------|
| Total. | | Branched | | Unbranched. | | Total. | | Ventr. rays. | | Rays in right pect. | |
| No. | Freq. | No. | Freq. | No. | Freq. | No. | Freq. | No. | Freq. | No. | Freq. |
| 18 | 16 | 14 | 30 | 3 | 8 | 12 | 28 | 16 | 14 | 16 | 1 |
| 19 | 162 | 15 | 170 | 4 | 240 | 13 | 111 | 17 | 21 | 17 | 4 |
| 20 | 110 | 16 | 93 | 5 | 49 | 14 | 132 | 18 | 239 | 18 | 9 |
| 21 | 9 | 17 | 4 | | | 15 | 22 | 19 | 17 | 19 | 1 |
| | | | | | | 16 | 2 | 20 | 5 | | |
| n | 297 | | 297 | | 297 | n | 295 | | 296 | | 15 |
| m | 19.377 | | 15.239 | | 4.138 | m | 13.522 | | 17.926 | | 17.667 |
| σ | 0.636 | | 0.642 | | 0.416 | σ | 0.79 | | 0.62 | | 0.724 |
| σ_m | 0.037 | | 0.037 | | 0.024 | σ_m | 0.057 | | 0.036 | | 0.187 |
| σ_σ | 0.026 | | 0.026 | | 0.017 | σ_σ | 0.040 | | 0.025 | | 0.132 |

The investigated sample of herrings from Drangar (at the Westmanna Isles) was captured on August 14th 1919. The sample comprised 136 males and 44 females. The lengths of the specimens were as follows:

| Length cm | ♂ | ♀ | Total | Length cm | ♂ | ♀ | Total |
|-----------|----|----|-------|-----------|-----|----|-------|
| 25 | 2 | — | 2 | 32 | 23 | 3 | 26 |
| 26 | 11 | 2 | 13 | 33 | 19 | 5 | 24 |
| 27 | 19 | 4 | 23 | 34 | 6 | 7 | 13 |
| 28 | 22 | 13 | 35 | 35 | 3 | — | 3 |
| 29 | 14 | 4 | 18 | 36 | 2 | 2 | 4 |
| 30 | 8 | — | 8 | 37 | | 2 | 2 |
| 31 | 7 | 2 | 9 | | | | |
| | | | | Total: | 136 | 44 | 180 |

The specimens were mature and the spawning had evidently begun in several cases. The maturity was most frequently VI, in some cases V, more rarely VI—VII or VII (see General Survey B. p. 32).

According to informations from Sæmundsson, founded on statements from fishermen from the Westmanna Isles, the herring fishery ended in this place before the end of August, having lasted from early July.

The distribution of the specimens according to length and number of winter rings was as follows:

Herrings. Drangar 14. Aug. 1919.

| Length cm. . . . | | 25 | 26 | 27 | 28 | 29 | 30 | 31 | 32 | 33 | 34 | 35 | 36 | 37 | Total | Average length cm. | + 0.5 |
|------------------|---------------------|----|----|----|----|----|----|----|----|----|----|----|----|----|-------|--------------------|-------|
| Age group | No. of Winter rings | | | | | | | | | | | | | | | | |
| 1916 | 2 | — | 1 | — | — | — | — | — | — | — | — | — | — | — | 1 | 26.0 | 26.5 |
| 1915 | 3 | 2 | 11 | 18 | 19 | 5 | 3 | 1 | 1 | — | — | — | — | — | 60 | 27.53 | 28.03 |
| 1914 | 4 | — | — | 3 | 13 | 9 | 3 | 2 | 2 | — | 1 | — | — | — | 33 | 28.97 | 29.47 |
| 1913 | 5 | — | — | — | 1 | — | 1 | 1 | 5 | 1 | 1 | — | — | — | 10 | 31.60 | 32.10 |
| 1912 | 6 | — | — | — | 1 | 1 | 1 | 5 | 8 | 15 | 4 | 1 | — | — | 36 | 32.34 | 32.84 |
| 1911 | 7 | — | — | — | — | — | — | — | 4 | 6 | 3 | — | 1 | — | 14 | 33.14 | 33.64 |
| 1910 | 8 | — | — | — | — | — | — | — | — | — | 1 | — | — | — | 1 | 34.0 | 34.5 |
| 1909 | 9 | — | — | — | — | — | — | — | — | — | — | — | 1 | 1 | 2 | 36.5 | 37.0 |
| 1908 | 10 | — | — | — | — | — | — | — | — | — | — | 1 | 2 | — | 3 | 35.67 | 36.17 |
| | 3—4 | — | — | 1 | — | 1 | — | — | — | — | — | — | — | — | 2 | 28.0 | 28.5 |
| | 4—5 | — | — | — | — | 2 | — | — | 1 | — | — | — | — | — | 3 | 30.0 | 30.5 |
| | 5—6 | — | — | — | — | — | — | — | 1 | — | — | — | — | — | 1 | 32.0 | 32.5 |
| | 6—7 | — | — | 1 | — | — | — | — | 3 | — | — | — | — | — | 4 | 30.75 | 31.25 |
| | 7—8 | — | — | — | — | — | — | — | — | 1 | — | — | — | — | 1 | 33.0 | 33.5 |
| | 8—9 | — | — | — | — | — | — | — | 1 | — | 1 | — | — | — | 2 | 33.0 | 33.5 |
| | 9—10 | — | — | — | — | — | — | — | — | — | — | — | — | — | — | — | — |
| | 8—10 | — | — | — | — | — | — | — | — | — | 1 | — | — | — | 1 | 34.0 | 34.5 |
| | ? | — | 1 | — | 1 | — | — | — | — | 1 | 1 | 1 | — | 1 | 6 | 32.17 | 32.67 |
| | Total: | 2 | 13 | 23 | 35 | 18 | 8 | 9 | 26 | 24 | 13 | 3 | 4 | 2 | 180 | | |

It will be seen that the average length of the specimens aged 4 years was ca. 28 cm. The few specimens aged 9—11 years were of an average length of ca. 36 cm. The series 1915 has yielded the largest contingent, and the series 1913 — as at Eldey Bank — an extraordinarily small contingent to the sample.

The statistical analyses of the various characters examined gave the following results:

| Vertebrae. | | | | | | Dorsal fin rays. | | | | | |
|-----------------|--------|-------------|--------|--------------|--------|------------------|--------|----------|--------|------------|-------|
| Vert. S. | | Prec. Vert. | | Caudal Vert. | | Total | | Branched | | Unbranched | |
| No. | Freq. | No. | Freq. | No. | Freq. | No. | Freq. | No. | Freq. | No. | Freq. |
| 54 | 1 | 22 | 1 | 28 | 1 | 18 | 7 | 14 | 11 | 3 | 1 |
| 55 | — | 23 | 13 | 29 | 1 | 19 | 107 | 15 | 121 | 4 | 152 |
| 56 | 28 | 24 | 71 | 30 | 4 | 20 | 60 | 16 | 43 | 5 | 26 |
| 57 | 120 | 25 | 65 | 31 | 28 | 21 | 6 | 17 | 4 | | |
| 58 | 29 | 26 | 24 | 32 | 61 | n | 180 | | 179 | | 179 |
| 59 | 2 | 27 | 4 | 33 | 65 | m | 19.361 | | 15.223 | | 4.140 |
| | | 28 | 1 | 34 | 19 | σ | 0.61 | | 0.59 | | 0.36 |
| | | 29 | 1 | 35 | 1 | σ_m | 0.046 | | 0.044 | | 0.027 |
| n | 180 | | 180 | | 180 | σ_σ | 0.032 | | 0.031 | | 0.019 |
| m | 57.011 | | 24.661 | | 32.350 | | | | | | |
| σ | 0.64 | | 0.99 | | 1.05 | | | | | | |
| σ_m | 0.048 | | 0.074 | | 0.078 | | | | | | |
| σ_σ | 0.034 | | 0.052 | | 0.055 | | | | | | |

| No. | Total Freq. | Anal fin rays. | | | | Keeled scales (K ₂) | | Ventr. rays | | Rays in right pect. | |
|-----------------|----------------|----------------|-------|-------|-------|------------------------------------|--------|-------------|-------|------------------------|-------|
| | | No. | Freq. | No. | Freq. | No. | Freq. | No. | Freq. | No. | Freq. |
| 16 | 7 | 13 | 5 | 2 | 8 | 12 | 4 | 16 | 10 | 16 | 9 |
| 17 | 22 | 14 | 30 | 3 | 154 | 13 | 69 | 17 | 16 | 17 | 53 |
| 18 | 94 | 15 | 94 | 4 | 18 | 14 | 87 | 18 | 143 | 18 | 77 |
| 19 | 51 | 16 | 45 | | | 15 | 20 | 19 | 7 | 19 | 33 |
| 20 | 6 | 17 | 6 | | | | | 20 | 4 | 20 | 3 |
| n | 180 | 180 | | 180 | | n | 180 | 180 | | 175 | |
| m | 18.150 | 15.094 | | 3.056 | | m | 13.683 | 17.883 | | 17.817 | |
| σ | 0.82 | 0.81 | | 0.38 | | σ | 0.70 | 0.65 | | 0.086 | |
| σ_m | 0.061 | 0.060 | | 0.028 | | σ_m | 0.052 | 0.049 | | 0.065 | |
| σ_σ | 0.043 | 0.043 | | 0.020 | | σ_σ | 0.037 | 0.034 | | 0.046 | |

An examination of the herrings from Drangar shows that they belong to different size groups. There is a maximum frequency at 28 cm, another maximum at 32—33 cm, and a minimum at 30—31 cm. If we regard the distribution of the specimens according to the number of winter rings in the scales (p. 8) it will be seen that proportionately few specimens occur with 5 winter rings. As the average length of the specimens with 5 winter rings must be supposed to lie at 30—31 cm the mentioned minimum is apparently due to the fact that a certain age group (1913) is only very scantily represented in the sample. An analysis has shown, that the specimens of the two size groups have practically the same number of vertebrae, keeled scales etc.

If we compare the numerical values found in the various characters examined in the two samples from Drangar and Eldey Bank we get the following result:

| Eldey Bank, May 1919, minus Drangar, August 1919: | | | |
|---|--------|-------------------|-------|
| Diff. Vert. S. | + 0.06 | st. dev. of diff. | 0.061 |
| — prec. Vert. | + 0.03 | - - - - | 0.097 |
| — caudal Vert. | + 0.02 | - - - - | 0.100 |
| — total dorsal rays | + 0.02 | - - - - | 0.059 |
| — branched dorsal rays | + 0.02 | - - - - | 0.056 |
| — unbranched | 0.00 | - - - - | 0.036 |
| — total anal fin rays | 0.00 | - - - - | 0.078 |
| — branched anal fin rays | - 0.03 | - - - - | 0.076 |
| — unbranched - - - - | + 0.03 | - - - - | 0.036 |
| — keeled scales (K ₂) | - 0.16 | - - - - | 0.077 |
| — ventral fin rays | + 0.04 | - - - - | 0.061 |
| — rays in right pectoral | - 0.15 | - - - - | 0.198 |

It will be seen that the herrings from the two samples show a close agreement with each other. Only for one single character (K₂) is the difference twice as great as the standard deviation. For the total number of vertebrae (Vert. S.) the difference is about equal to its standard deviation, and for the rest of the characters the differences are less than the standard deviations of these. The two samples thus belong to the same race which we, following Sæmundsson, name: The summer-spawning Icelandic herring.

It still remains to determine, how far the different age groups of the same race show the same numerical values for the characters investigated. HEINCKE considered the race invariable from one year to another¹⁾, but his proofs of such a stability were weak. By investigations of the stock of plaice

¹⁾ FR. HEINCKE: Naturgeschichte des Herings. Abhandlungen d. deutschen Seefischerei-Vereins Bd. II. Heft I u. II. 1898.

in the Kattegat I have shown that specimens of two different age groups captured in the same locality may possess a different number of anal fin rays¹⁾. I was of opinion, that these specimens originated from quite different spawning places and thus belonged to different races, and this is probably correct. I noticed moreover, that among specimens of the same year brood, captured in the same locality, the bigger specimens possessed on an average a higher number of fin rays than the smaller ones. As it *in casu* was improbable that the bigger specimens should belong to another race than the smaller ones, I came to the conclusion that the number of fin rays is not determined solely by inheritance, but that the environments during a certain sensible period also influence the number of rays¹⁾. JOHS. SCHMIDT has more recently through his experiments with *LEBISTES* and *ZOARCES* found that external factors, such as temperature, may influence the number of fin rays, etc.²⁾.

LEA has called attention to the fact that different age groups of herrings captured in the same locality may have a different number of vertebrae. Thus he has found the average number of vertebrae to be 57.72 in 241 herrings of $2\frac{2}{3}$ years captured at the coast of the northern Norway in the autumn of 1915, while he, at the same time, found that the number of vertebrae in 49 herrings at the age of $1\frac{2}{3}$ years was 57.37³⁾. The difference was thus 0.35 and the standard deviation of the difference 0.11. It could, however, not be established whether the different age classes originated from the same spawning places and thus belonged to the same race or not.

I have found in the spring herring of the Limfiord (Jutland) that the average number of keeled scales is not quite the same in different years. Thus I found in May 1916 a mean number of keeled scales of 14.09 in 143 specimens of maturity V–VII, and on January 30th 1918 a mean number of 14.44 in 135 herrings of maturity IV–V⁴⁾. The difference is here 0.35 and the standard deviation of the difference 0.08. Here was thus shown a real difference in the individually constant characters of herrings, which in all probability spawn in the same place and at the same time, and which, according to Heincke's definition should belong to the same race. There is therefore good reason to examine the different age classes of our material separately and to investigate whether differences should occur in the numerical values of the individually constant characters examined. According to the preceding statements we can hardly doubt that we have to deal here with specimens belonging to one and the same race (in Heincke's meaning). The analyses of each of the age classes give the following result:

Analyses of the various age groups.

Total number of vertebrae:

| Age group No. | Eldey Bank | | | Drangar | | | |
|------------------|------------|--------|--------|---------|--------|--------|--------|
| | 1914 | 1912 | 1911 | 1915 | 1914 | 1912 | 1911 |
| 54 | — | — | — | — | — | 1 | — |
| 55 | — | 2 | 1 | — | — | — | — |
| 56 | 2 | 7 | 20 | 6 | 9 | 6 | 1 |
| 57 | 12 | 48 | 68 | 45 | 19 | 24 | 11 |
| 58 | 5 | 12 | 21 | 8 | 4 | 5 | 2 |
| 59 | — | — | 1 | 1 | 1 | — | — |
| 60 | — | — | 1 | — | — | — | — |
| n | 19 | 69 | 112 | 60 | 33 | 36 | 14 |
| m | 57.158 | 57.014 | 57.036 | 57.067 | 56.909 | 56.889 | 57.071 |
| σ | | 0.63 | 0.72 | 0.55 | 0.72 | 0.75 | |
| σ_m | | 0.076 | 0.068 | 0.071 | 0.126 | 0.125 | |
| σ_σ | | 0.054 | 0.048 | 0.050 | 0.089 | 0.088 | |

¹⁾ A. C. JOHANSEN: Ueber die Schollenfischerei im Kattegat und die Mittel, sie zu heben. Rapports et Procès-Verbaux Vol. V. Cons. perm. internat. Copenhagen 1906.

²⁾ JOHS. SCHMIDT: Racial Investigations II. Comptes-Rendus des travaux du Laboratoire de Carlsberg. Vol. 14. No. 1 Copenhagen 1917. Same: Racial Investigations V. *ibid.* Vol. 14 No. 9. Copenhagen 1921.

³⁾ EINAR LEA: Age and Growth of the Herring in Canadian waters. Canadian Fisheries Expedition 1914–15 under the direction of Dr. Johan Hjort. Ottawa 1919.

⁴⁾ A. C. JOHANSEN: On the large spring-spawning sea-herring etc. 1919, p. 35.

Number of precaudal vertebrae.

| Age group No. | Eldey Bank | | | | Drangar | | 1911 |
|------------------|------------|--------|--------|--------|---------|--------|--------|
| | 1914 | 1912 | 1911 | 1915 | 1914 | 1912 | |
| 22 | — | 1 | — | — | — | 1 | — |
| 23 | 2 | 7 | 12 | 3 | 3 | 4 | — |
| 24 | 5 | 23 | 40 | 27 | 17 | 13 | 3 |
| 25 | 8 | 23 | 37 | 21 | 13 | 8 | 3 |
| 26 | 4 | 12 | 15 | 7 | — | 8 | 7 |
| 27 | — | 3 | 7 | 1 | — | 1 | 1 |
| 28 | — | — | 1 | — | — | 1 | — |
| 29 | — | — | — | 1 | — | — | — |
| n | 19 | 69 | 112 | 60 | 33 | 36 | 14 |
| m | 24.737 | 24.681 | 24.714 | 24.667 | 24.303 | 24.694 | 25.429 |
| σ | | 1.06 | 1.09 | 0.96 | 0.64 | 1.26 | |
| σ_m | | 0.128 | 0.103 | 0.124 | 0.111 | 0.210 | |
| σ_σ | | 0.091 | 0.073 | 0.088 | 0.078 | 0.149 | |

Number of caudal vertebrae.

| Age group No. | Eldey Bank | | | | Drangar | | 1911 |
|------------------|------------|--------|--------|--------|---------|--------|--------|
| | 1914 | 1912 | 1911 | 1915 | 1914 | 1912 | |
| 28 | — | — | — | 1 | — | — | — |
| 29 | — | — | 1 | — | — | 1 | — |
| 30 | — | 3 | 6 | 1 | — | 1 | 2 |
| 31 | 2 | 11 | 16 | 6 | 1 | 9 | 5 |
| 32 | 9 | 26 | 38 | 21 | 14 | 11 | 4 |
| 33 | 6 | 19 | 35 | 26 | 15 | 8 | 2 |
| 34 | 2 | 9 | 16 | 5 | 3 | 5 | 1 |
| 35 | — | 1 | — | — | — | 1 | — |
| n | 19 | 69 | 112 | 60 | 33 | 36 | 14 |
| m | 32.421 | 32.333 | 32.321 | 32.400 | 32.606 | 32.194 | 31.643 |
| σ | | 1.08 | 1.11 | 1.03 | 0.70 | 1.28 | |
| σ_m | | 0.130 | 0.105 | 0.133 | 0.123 | 0.214 | |
| σ_σ | | 0.092 | 0.074 | 0.094 | 0.087 | 0.151 | |

Total number of dorsal fin rays.

| Age group No. | Eldey Bank | | | | Drangar | | 1911 |
|------------------|------------|--------|--------|--------|---------|--------|--------|
| | 1914 | 1912 | 1911 | 1915 | 1914 | 1912 | |
| 18 | 1 | 2 | 7 | 1 | 2 | 1 | 1 |
| 19 | 15 | 42 | 65 | 42 | 21 | 18 | 9 |
| 20 | 3 | 23 | 38 | 15 | 9 | 15 | 4 |
| 21 | — | 2 | 2 | 2 | 1 | 2 | — |
| n | 19 | 69 | 112 | 60 | 33 | 36 | 14 |
| m | 19.105 | 19.362 | 19.313 | 19.300 | 19.273 | 19.500 | 19.214 |
| σ | | 0.59 | 0.62 | 0.56 | 0.63 | 0.66 | |
| σ_m | | 0.071 | 0.058 | 0.072 | 0.109 | 0.109 | |
| σ_σ | | 0.051 | 0.041 | 0.051 | 0.077 | 0.077 | |

Number of unbranched dorsal fin rays.

| Age group No. | Eldey Bank | | | Drangar | | | 1911 |
|------------------|------------|-------|-------|---------|-------|-------|-------|
| | 1914 | 1912 | 1911 | 1915 | 1914 | 1912 | |
| 3 | — | 1 | 3 | — | — | — | 1 |
| 4 | 16 | 51 | 97 | 53 | 29 | 29 | 12 |
| 5 | 3 | 17 | 12 | 7 | 4 | 6 | 1 |
| n | 19 | 69 | 112 | 60 | 33 | 35 | 14 |
| m | 4.158 | 4.232 | 4.080 | 4.117 | 4.121 | 4.171 | 4.000 |
| σ | | 0.46 | 0.36 | 0.32 | 0.33 | 0.38 | |
| σ_m | | 0.055 | 0.034 | 0.042 | 0.058 | 0.065 | |
| σ_σ | | 0.039 | 0.024 | 0.030 | 0.041 | 0.046 | |

Number of branched dorsal fin rays.

| Age group No. | Eldey Bank | | | Drangar | | | 1911 |
|------------------|------------|--------|--------|---------|--------|--------|--------|
| | 1914 | 1912 | 1911 | 1915 | 1914 | 1912 | |
| 14 | 3 | 9 | 10 | 2 | 4 | 2 | 1 |
| 15 | 14 | 43 | 68 | 46 | 21 | 20 | 9 |
| 16 | 2 | 16 | 32 | 11 | 7 | 12 | 4 |
| 17 | — | 1 | 2 | 1 | 1 | 1 | — |
| n | 19 | 69 | 112 | 60 | 33 | 35 | 14 |
| m | 14.947 | 15.130 | 15.232 | 15.183 | 15.152 | 15.343 | 15.214 |
| σ | | 0.64 | 0.63 | 0.50 | 0.67 | 0.64 | |
| σ_m | | 0.077 | 0.059 | 0.065 | 0.116 | 0.108 | |
| σ_σ | | 0.054 | 0.042 | 0.046 | 0.082 | 0.076 | |

Total number of anal fin rays.

| Age group No. | Eldey Bank | | | Drangar | | | 1911 |
|------------------|------------|--------|--------|---------|--------|--------|--------|
| | 1914 | 1912 | 1911 | 1915 | 1914 | 1912 | |
| 16 | 1 | 2 | 1 | 1 | 1 | 1 | — |
| 17 | 2 | 15 | 22 | 5 | 3 | 4 | 3 |
| 18 | 9 | 29 | 46 | 33 | 17 | 21 | 8 |
| 19 | 7 | 19 | 35 | 21 | 11 | 7 | 3 |
| 20 | — | 3 | 8 | — | 1 | 3 | — |
| 21 | — | 1 | — | — | — | — | — |
| n | 19 | 69 | 112 | 60 | 33 | 36 | 14 |
| m | 18.158 | 18.130 | 18.241 | 18.233 | 18.242 | 18.194 | 18.000 |
| σ | | 0.95 | 0.88 | 0.67 | 0.79 | 0.86 | |
| σ_m | | 0.115 | 0.083 | 0.087 | 0.138 | 0.143 | |
| σ_σ | | 0.081 | 0.059 | 0.061 | 0.097 | 0.101 | |

Number of unbranched anal fin rays

| Age group No. | Eldey Bank | | | Drangar | | | 1911 |
|------------------|------------|-------|-------|---------|-------|-------|-------|
| | 1914 | 1912 | 1911 | 1915 | 1914 | 1912 | |
| 2 | — | — | 1 | 2 | 2 | 2 | 1 |
| 3 | 17 | 62 | 95 | 51 | 29 | 30 | 12 |
| 4 | 2 | 7 | 16 | 7 | 2 | 4 | 1 |
| n | 19 | 69 | 112 | 60 | 33 | 36 | 14 |
| m | 3.105 | 3.101 | 3.134 | 3.083 | 3.000 | 3.056 | 3.000 |
| σ | | 0.30 | 0.37 | 0.38 | 0.35 | 0.41 | |
| σ_m | | 0.037 | 0.035 | 0.049 | 0.062 | 0.068 | |
| σ_σ | | 0.026 | 0.025 | 0.035 | 0.044 | 0.048 | |

Number of branched anal fin rays.

| Age group No. | Eldey Bank | | | 1915 | Drangar | | 1911 |
|------------------|------------|--------|--------|--------|---------|--------|--------|
| | 1914 | 1912 | 1911 | | 1914 | 1912 | |
| 13 | 1 | 3 | 1 | — | 1 | — | — |
| 14 | 3 | 15 | 21 | 10 | 3 | 6 | 4 |
| 15 | 9 | 31 | 54 | 32 | 18 | 21 | 6 |
| 16 | 6 | 17 | 30 | 17 | 9 | 7 | 4 |
| 17 | — | 3 | 6 | 1 | 2 | 2 | — |
| n | 19 | 69 | 112 | 60 | 33 | 36 | 14 |
| m | 15.053 | 15.029 | 15.170 | 15.150 | 15.242 | 15.139 | 15.000 |
| σ | | 0.89 | 0.83 | 0.71 | 0.83 | 0.76 | |
| σ_m | | 0.107 | 0.078 | 0.092 | 0.145 | 0.127 | |
| σ_σ | | 0.076 | 0.055 | 0.065 | 0.102 | 0.090 | |

Number of keeled scales (K_2).

| Age group No. | Eldey Bank | | | 1915 | Drangar | | 1911 |
|------------------|------------|--------|--------|--------|---------|--------|--------|
| | 1914 | 1912 | 1911 | | 1914 | 1912 | |
| 12 | 2 | 7 | 13 | 2 | — | 2 | — |
| 13 | 6 | 27 | 45 | 18 | 11 | 20 | 6 |
| 14 | 9 | 33 | 40 | 28 | 20 | 12 | 8 |
| 15 | 2 | 1 | 12 | 12 | 2 | 2 | — |
| 16 | — | — | 1 | — | — | — | — |
| n | 19 | 68 | 111 | 60 | 33 | 36 | 14 |
| m | 13.579 | 13.412 | 13.486 | 13.833 | 13.727 | 13.389 | 13.571 |
| σ | | 0.70 | 0.87 | 0.79 | 0.57 | 0.69 | |
| σ_m | | 0.084 | 0.082 | 0.101 | 0.100 | 0.115 | |
| σ_σ | | 0.059 | 0.059 | 0.072 | 0.071 | 0.081 | |

Number of fin rays in both ventral fins.

| Age group No. | Eldey Bank | | | 1915 | Drangar | | 1911 |
|------------------|------------|--------|--------|--------|---------|--------|--------|
| | 1914 | 1912 | 1911 | | 1914 | 1912 | |
| 16 | 2 | 5 | 3 | 2 | 1 | 5 | — |
| 17 | 1 | 9 | 8 | 3 | 1 | 5 | 3 |
| 18 | 14 | 52 | 84 | 50 | 28 | 25 | 10 |
| 19 | 1 | 2 | 17 | 4 | 1 | — | 1 |
| 20 | 1 | 1 | — | 1 | 2 | 1 | — |
| n | 19 | 69 | 112 | 60 | 33 | 36 | 14 |
| m | 17.895 | 17.783 | 18.027 | 17.983 | 18.061 | 17.639 | 17.857 |
| σ | | 0.68 | 0.58 | 0.57 | 0.66 | 0.88 | |
| σ_m | | 0.082 | 0.055 | 0.073 | 0.115 | 0.147 | |
| σ_σ | | 0.058 | 0.039 | 0.052 | 0.081 | 0.104 | |

No. of fin rays in right pectoral.

| Age group No. | Drangar | | | |
|------------------|---------|--------|--------|--------|
| | 1915 | 1914 | 1912 | 1911 |
| 16 | 2 | — | 2 | 2 |
| 17 | 18 | 8 | 15 | 3 |
| 18 | 30 | 11 | 16 | 4 |
| 19 | 6 | 13 | 2 | 4 |
| 20 | 1 | — | 1 | 1 |
| n | 57 | 32 | 36 | 14 |
| m | 17.754 | 18.156 | 17.583 | 17.929 |
| σ | 0.76 | 0.81 | 0.81 | |
| σ_m | 0.101 | 0.143 | 0.134 | |
| σ_σ | 0.071 | 0.101 | 0.095 | |

It is obvious that in several cases there are small real differences between the various age groups as regards several of the characters investigated. This is e. g. the case with the age groups 1914 and 1912 from Drangar.

| Drangar. Age group 1914 minus age group 1912. | | | | |
|---|-------|----------|----------|------|
| Difference caud. vert. | 0.412 | st. dev. | of diff. | 0.25 |
| — keeled scales (K_2) | 0.338 | — | — | 0.15 |
| — ventr. fin rays | 0.422 | — | — | 0.19 |
| — rays in right pect. | 0.573 | — | -- | 0.20 |

The differences found for the various characters will be further treated in the following, where we have combined the various age groups from Eldey Bank and Drangar.

If we regard the total number of vertebrae (Vert. S.), it will be seen that the mean values for the different age classes deviate only very little from each other.

A consideration of each of the age groups for Eldey Bank together with Drangar give the following result:

| Age group No. | 1915 | 1914 | 1912 | 1911 |
|------------------|--------|--------|--------|--------|
| 54 | — | — | 1 | — |
| 55 | — | — | 2 | 1 |
| 56 | 6 | 11 | 13 | 21 |
| 57 | 45 | 31 | 72 | 79 |
| 58 | 8 | 9 | 17 | 23 |
| 59 | 1 | 1 | — | 1 |
| 60 | — | — | — | 1 |
| n | 60 | 52 | 105 | 126 |
| m | 57.067 | 57.000 | 56.971 | 57.040 |
| σ | 0.548 | 0.686 | 0.672 | 0.697 |
| σ_m | 0.071 | 0.095 | 0.066 | 0.062 |
| σ_σ | 0,050 | 0.067 | 0.046 | 0.044 |

It will be seen that the difference between the means is here considerably less than the st. dev. of the difference. An observation which I made on mature herrings from the Faroes suggests however that the number of vertebrae may vary a little from one age group to another¹⁾.

¹⁾ A. C. JOHANSEN: The Atlanto-Scandian Spring-Herring (*Clupea harengus* L.) spawning at the Faroes. Medd. Kommissionen for Havundersøgelser Ser. Fiskeri Bd. VI. Nr. 4 1921.

With regard to precaudal vertebrae the difference for the various age groups is greater than for Vert. S. That character is on the whole more variable than Vert. S. The number is extraordinarily low for the series 1914 from Drangar. It is ca. 0.38 lower than for the total sample investigated from Eldey Bank plus Drangar (477 specimens), and the standard deviation of the difference is ca. 0.12. With regard to Eldey Bank the few investigated specimens from 1914 have, however, a rather high number of precaudal vertebrae. It is thus doubtful whether we dare attach any real importance to the low value of the proportionately few specimens of the year class 1914 from Drangar.

The various age classes for Eldey Bank plus Drangar show the following values:

| Age group No. | 1915 | 1914 | 1912 | 1911 |
|------------------|--------|--------|--------|--------|
| 22 | — | — | 2 | — |
| 23 | 3 | 5 | 11 | 12 |
| 24 | 27 | 22 | 36 | 43 |
| 25 | 21 | 21 | 31 | 40 |
| 26 | 7 | 4 | 20 | 22 |
| 27 | 1 | — | 4 | 8 |
| 28 | — | — | 1 | 1 |
| 29 | 1 | — | — | — |
| n | 60 | 52 | 105 | 126 |
| m | 24.667 | 24.462 | 24.686 | 24.794 |
| σ | 0.960 | 0.779 | 1.129 | 1.090 |
| σ_m | 0.124 | 0.108 | 1.110 | 0.097 |
| σ_σ | 0.078 | 0.076 | 0.078 | 0.069 |

The difference is greatest between the age groups 1914 and 1911, namely 0.332, and the standard deviation of the difference 0.142.

For the caudal vertebrae the difference between the means is not quite so great as for the precaudal vertebrae. The age group 1914 from Drangar also shews peculiarities here. The average number is ca. 0.24 lower than for the total population of Eldey Bank and Drangar (standard deviation of the difference ca. 0.13) and moreover σ is here extraordinarily small, viz. 0.704 ± 0.087 , whilst we find for the other annual series, where more than 30 specimens are investigated, that the value for σ lies between 1.08 and 1.28. A combination of Eldey Bank and Drangar gives the following result:

| Age group No. | 1915 | 1914 | 1912 | 1911 |
|------------------|--------|--------|--------|--------|
| 28 | 1 | — | — | — |
| 29 | — | — | 1 | 1 |
| 30 | 1 | — | 4 | 8 |
| 31 | 6 | 3 | 20 | 21 |
| 32 | 21 | 23 | 37 | 42 |
| 33 | 26 | 21 | 27 | 37 |
| 34 | 5 | 5 | 14 | 17 |
| 35 | — | — | 2 | — |
| n | 60 | 52 | 105 | 126 |
| m | 32.400 | 32.538 | 32.286 | 32.246 |
| σ | 1.028 | 0.753 | 1.150 | 1.129 |
| σ_m | 0.133 | 0.104 | 0.112 | 0.101 |
| σ_σ | 0.094 | 0.074 | 0.079 | 0.071 |

The age classes 1914 and 1911 shew the greatest deviation, namely 0,292, with standard deviation of the difference 0.145.

In the total number of dorsal fin rays the various age classes do not shew great differences. The age class 1914 has at Eldey Bank as well as at Drangar a relatively low number of rays. If we add the specimens for Eldey Bank and Drangar together we obtain the following values.

| Age group No. | 1915 | 1914 | 1912 | 1911 |
|------------------|--------|--------|--------|--------|
| 18 | 1 | 3 | 3 | 8 |
| 19 | 42 | 36 | 60 | 74 |
| 20 | 15 | 12 | 38 | 42 |
| 21 | 2 | 1 | 4 | 2 |
| n | 60 | 52 | 105 | 126 |
| m | 19.300 | 19.212 | 19.410 | 19.302 |
| σ | 0.562 | 0.571 | 0.615 | 0.610 |
| σ_m | 0.072 | 0.079 | 0.060 | 0.054 |
| σ_σ | 0.051 | 0.056 | 0.042 | 0.038 |

The difference between the means for the age groups 1914 and 1912 is here 0.198, and the standard deviation of the difference 0.099.

With regard to the unbranched dorsal rays the age class 1911 has for Eldey Bank as well as for Dranger a relatively low number. If we add the specimens from the two localities, we obtain the following result:

| Age group No. | 1915 | 1914 | 1912 | 1911 |
|------------------|-------|-------|-------|-------|
| 3 | | | 1 | 4 |
| 4 | 53 | 45 | 80 | 109 |
| 5 | 7 | 7 | 23 | 13 |
| n | 60 | 52 | 104 | 126 |
| m | 4.117 | 4.135 | 4.212 | 4.071 |
| σ | 0.324 | 0.345 | 0.433 | 0.362 |
| σ_m | 0.042 | 0.048 | 0.043 | 0.032 |
| σ_σ | 0.030 | 0.034 | 0.033 | 0.023 |

The difference between the means for the annual series 1912 and 1911 is 0.141 with a standard deviation of the difference of 0.054. There is therefore a great probability that a real difference exists here between the two age classes.

For the branched dorsal fin rays the age class 1912 from Drangar shows a relatively high number, while the age class 1912 from Eldey Bank shews a somewhat lower number than normal. By addition of the specimens from the two localities we obtain the following values:

| Age group No. | 1915 | 1914 | 1912 | 1911 |
|------------------|--------|--------|--------|--------|
| 14 | 2 | 7 | 11 | 11 |
| 15 | 46 | 35 | 63 | 77 |
| 16 | 11 | 9 | 28 | 36 |
| 17 | 1 | 1 | 2 | 2 |
| n | 60 | 52 | 104 | 126 |
| m | 15.183 | 15.077 | 15.202 | 15.230 |
| σ | 0.504 | 0.621 | 0.644 | 0.621 |
| σ_m | 0.065 | 0.086 | 0.063 | 0.055 |
| σ_σ | 0.046 | 0.061 | 0.045 | 0.039 |

The difference in the means between the age groups 1914 and 1911 is 0.153, and the standard deviation of the difference 0.102.

The means for the total number of anal fin rays do not present any important deviations. Combining Eldey Bank and Drangar we obtain the following values:

| Age group No. | 1915 | 1914 | 1912 | 1911 |
|------------------|--------|--------|--------|--------|
| 16 | 1 | 2 | 3 | 1 |
| 17 | 5 | 5 | 19 | 25 |
| 18 | 33 | 26 | 50 | 54 |
| 19 | 21 | 18 | 26 | 38 |
| 20 | — | 1 | 6 | 8 |
| 21 | — | — | 1 | — |
| n | 60 | 52 | 105 | 126 |
| m | 18.233 | 18.212 | 18.152 | 18.214 |
| σ | 0.673 | 0.800 | 0.918 | 0.864 |
| σ_m | 0.087 | 0.111 | 0.090 | 0.077 |
| σ_σ | 0.061 | 0.078 | 0.063 | 0.054 |

The difference in the mean figures is highest between the broods 1915 and 1912, namely 0.081, and the standard deviation of the difference 0.125.

The difference in the number of unbranched anal fin rays of the different annual series is very small. An addition of the age groups gives the following values:

| Age group No. | 1915 | 1914 | 1912 | 1911 |
|------------------|-------|-------|-------|-------|
| 2 | 2 | 2 | 2 | 2 |
| 3 | 51 | 46 | 92 | 107 |
| 4 | 7 | 4 | 11 | 17 |
| n | 60 | 52 | 105 | 126 |
| m | 3.083 | 3.038 | 3.086 | 3.119 |
| σ | 0.381 | 0.341 | 0.343 | 0.371 |
| σ_m | 0.049 | 0.047 | 0.033 | 0.033 |
| σ_σ | 0.035 | 0.033 | 0.024 | 0.023 |

The difference here is greatest between the age classes 1914 and 1911, namely 0.081 with a standard deviation of the difference of 0.057.

For the branched anal fin rays the age group 1914 from Drangar contains a comparatively high number, while the age group 1914 from Eldey Bank has a relatively low number. By the addition of the specimens from the two localities we obtain the following values:

| Age group No. | 1915 | 1914 | 1912 | 1911 |
|------------------|--------|--------|--------|--------|
| 13 | — | 2 | 3 | 1 |
| 14 | 10 | 6 | 21 | 25 |
| 15 | 32 | 27 | 52 | 60 |
| 16 | 17 | 15 | 24 | 34 |
| 17 | 1 | 2 | 5 | 6 |
| n | 60 | 52 | 105 | 126 |
| m | 15.150 | 15.173 | 15.067 | 15.151 |
| σ | 0.709 | 0.834 | 0.858 | 0.820 |
| σ_m | 0.092 | 0.116 | 0.084 | 0.073 |
| σ_σ | 0.065 | 0.082 | 0.059 | 0.052 |

The difference is greatest between the age classes 1914 and 1912, namely 0.106 with a standard deviation of the difference of 0.143.

With regard to the keeled scales (K_2) the age classes 1915 and 1914 from Drangar shew a remarkably high number compared with the other age classes. The difference between the age groups 1915 and 1912 from Drangar is 0.444 and the st. dev. of the difference 0.153. If we add the age groups from Eldey Bank and Drangar together we obtain the following values:

| Age group No. | 1915 | 1914 | 1912 | 1911 |
|------------------|--------|--------|--------|--------|
| 12 | 2 | 2 | 9 | 13 |
| 13 | 18 | 17 | 47 | 51 |
| 14 | 28 | 29 | 45 | 48 |
| 15 | 12 | 4 | 3 | 12 |
| 16 | — | — | — | 1 |
| n | 60 | 52 | 104 | 125 |
| m | 13.833 | 13.673 | 13.404 | 13.496 |
| σ | 0.785 | 0.678 | 0.690 | 0.839 |
| σ_m | 0.101 | 0.094 | 0.068 | 0.075 |
| σ_σ | 0.072 | 0.066 | 0.048 | 0.053 |

The difference between the age classes 1915 and 1912 is here 0.429 and the st. dev. of the difference 0.122. A real difference thus obtains in the number of keeled scales of the specimens of two different age groups of the same race.

When a comparison between the whole sample of herrings from Eldey Bank and the whole sample of herrings from Drangar shewed that the latter sample possessed a higher number of keeled scales than the former (p. 9), it was essentially due to the fact that the age group 1915 was strongly represented at Drangar and almost wanting at Eldey Bank.

In the number of ventral fin rays there is a considerable difference between the various age groups. The age class 1912 shews at Drangar as well as at Eldey Bank a relatively low number of ventral fin rays. By adding the age groups from the two localities we obtain the following result:

| Age group No. | 1915 | 1914 | 1912 | 1911 |
|------------------|--------|--------|--------|--------|
| 16 | 2 | 3 | 10 | 3 |
| 17 | 3 | 2 | 14 | 11 |
| 18 | 50 | 42 | 77 | 94 |
| 19 | 4 | 2 | 2 | 18 |
| 20 | 1 | 3 | 2 | — |
| n | 60 | 52 | 105 | 126 |
| m | 17.983 | 18.000 | 17.733 | 18.008 |
| σ | 0.567 | 0.741 | 0.737 | 0.573 |
| σ_m | 0.073 | 0.103 | 0.072 | 0.051 |
| σ_σ | 0.052 | 0.073 | 0.051 | 0.036 |

The difference is highest between the age groups 1912 and 1911, namely 0.275, and the st. dev. of the difference is 0.088. There is thus here a real difference in the number of ventral fin rays of two age classes in the same race.

It seems probable that the number of rays in the right pectoral may also vary somewhat from one year to another. Between the age groups 1914 and 1912 there is a difference in the means of 0.573

and a st. dev. of the difference of 0.196. The number of specimens investigated is however rather small for both age groups, and the st. dev. of σ consequently relatively great.

For the characters stated below the highest difference observed between the different age classes: 1915, 1914, 1912 and 1911 in Eldey Bank plus Drangar is smaller than the standard deviation of the difference taken $1\frac{1}{2}$ times, and it has a numerical value of less than 0.11.

Total number of vertebrae.

Total number of anal fin rays.

Number of unbranched anal fin rays.

Number of branched anal fin rays.

For the following characters the highest difference observed between the age groups is between 1.5 and 2 times as high as the st. dev. of the difference and has a numerical value of between 0.15 and 0.2

Total number of dorsal fin rays.

Branched dorsal fin rays.

For the characters below the highest difference observed between the age groups is between 2 and 3 times as high as the standard deviation of the difference and has a numerical value of 0.14 to 0.33.

Number of precaudal vertebrae.

Number of caudal vertebrae.

Number of unbranched dorsal fin rays.

For the following characters the highest difference observed between the age classes is about 3 times as high as the standard deviation of the difference and has a numerical value of 0.27—0.57.

Number of keeled scales (K_2).

Number of ventral fin rays.

Number of rays in the right pectoral fin.

Two different circumstances may contribute to make the observed difference between the various age groups somewhat smaller than the real difference:

Firstly, errors in the age determinations caused by indistinct annual rings, and secondly the fact that in some specimens a distinct winter ring is probably formed in the scales already in their first year, whereas such a ring, does not, as far as we can judge at present, appear as a rule till their second year. This last reason will also cause errors in the age determinations.

Through the analyses, which we have carried out, we obtain a provisional basis for a judgment of how great the differences may be between the different age groups of specimens belonging to the same race. It is highly essential that investigations of this kind should be continued and extended to other areas. When we compare samples of herrings of the same race in different years, we generally deal with several different age groups, and the means for such samples, where several age groups are well represented, will rarely deviate significantly from each other. If on the contrary we deal with samples, each of them comprising only one single age group, or samples where one single age group is highly dominating, we may notice small real differences, at any rate with regard to some characters.

If we add together the investigated samples from Eldey Bank and Drangar, we get a total of 477 specimens. No single age group is highly dominating here, but four different age groups are rather well represented, with respectively 61, 52, 105 and 126 specimens. Thus it must be supposed that we have here a rather good average sample for the summer spawning herring at the coasts of Iceland. The addition gives the following results with regard to the characters examined:

Eldey Bank May 1919 plus Drangar August 1919

| No. | Vertebrae | | Caudal Vert. | | Anal fin rays. | | | | | |
|-----------------|----------------|-----------------------|--------------|-------|-----------------|----------------------|-------|--------------------|----|-----|
| | Vert. S. Freq. | Prec. Vert. No. Freq. | No. | Freq. | Total No. Freq. | Unbranched No. Freq. | | Branched No. Freq. | | |
| 54 | 1 | 22 3 | 28 | 1 | 16 | 14 | 2 | 17 | 13 | 12 |
| 55 | 4 | 23 44 | 29 | 3 | 17 | 76 | 3 | 406 | 14 | 91 |
| 56 | 65 | 24 174 | 30 | 16 | 18 | 228 | 4 | 54 | 15 | 237 |
| 57 | 313 | 25 165 | 31 | 69 | 19 | 142 | | | 16 | 123 |
| 58 | 90 | 26 69 | 32 | 167 | 20 | 16 | | | 17 | 14 |
| 59 | 3 | 27 17 | 33 | 157 | 21 | 1 | | | | |
| 60 | 1 | 28 4 | 34 | 60 | | | | | | |
| 61 | | 29 1 | 35 | 4 | | | | | | |
| n | 477 | 477 | 477 | | n | 477 | 477 | 477 | | |
| m | 57.048 | 24.681 | 32.367 | | m | 18.153 | 3.078 | 15.075 | | |
| σ | 0.648 | 0.937 | 1.070 | | σ | 0.840 | 0.378 | 0.814 | | |
| σ_m | 0.030 | 0.043 | 0.049 | | σ_m | 0.038 | 0.017 | 0.037 | | |
| σ_σ | 0.021 | 0.030 | 0.035 | | σ_σ | 0.027 | 0.012 | 0.026 | | |

| No. | Dorsal fin rays. | | Keeled scales (K ₂) | | Ventral fin rays. | | Rays in right pect. | | | |
|-----------------|------------------|----------------------|---------------------------------|-----------|-------------------|-----------|---------------------|--------|----|----|
| | Total No. Freq. | Unbranched No. Freq. | Branched No. Freq. | No. Freq. | No. Freq. | No. Freq. | No. Freq. | | | |
| 18 | 23 | 3 9 | 14 | 41 | 12 | 32 | 16 | 24 | 16 | 10 |
| 19 | 269 | 4 392 | 15 | 291 | 13 | 180 | 17 | 37 | 17 | 57 |
| 20 | 170 | 5 75 | 16 | 136 | 14 | 219 | 18 | 382 | 18 | 86 |
| 21 | 15 | | 17 | 8 | 15 | 42 | 19 | 24 | 19 | 34 |
| n | 477 | 476 | 476 | | 16 | 2 | 20 | 9 | 20 | 3 |
| m | 19.371 | 4.139 | 15.233 | | n | 475 | 476 | 190 | | |
| σ | 0.627 | 0.397 | 0.621 | | m | 13.583 | 17.910 | 17.805 | | |
| σ_m | 0.029 | 0.018 | 0.028 | | σ | 0.762 | 0.631 | 0.848 | | |
| σ_σ | 0.020 | 0.013 | 0.020 | | σ_m | 0.035 | 0.029 | 0.061 | | |
| | | | | | σ_σ | 0.025 | 0.020 | 0.043 | | |

We shall proceed to undertake a comparison between the summer-spawning Icelandic herring and the large spring-spawning Atlanto-Scandian herring which occurs at Iceland, the Faroes and Norway. As representing the latter we shall choose first the sample in which the greatest number of the above named characters have been subjected to investigation. This is the case with a sample of mature herrings captured at Kongshavn, the Faroes, in the beginning of April, 1920¹⁾. If we compare this herring with the summer spawning herring from Eldey Bank and Drangar we obtain the following result:

Spring Herring Kongshavn, April 1920, minus Summer Herring Eldey Bank and Drangar, 1919.

| | | | |
|--------------------------|--------------------------------|-------------------------------------|--------------------------------|
| Diff. vert S. | + 0.28 st. dev. of diff. 0.059 | Diff. total anal rays | - 0.04 st. dev. of diff. 0.074 |
| - prec. vert. | - 0.32 - - - - 0.084 | - unbranched anal rays -- | - 0.01 - - - - 0.028 |
| - caudal vert. | + 0.60 - - - - 0.090 | - branched - - - - | - 0.03 - - - - 0.072 |
| - total dorsal rays | - 0.14 - - - - 0.060 | - keeled scales K ₂ | + 0.18 - - - - 0.076 |
| - unbranched dorsal rays | - 0.05 - - - - 0.031 | - ventral fin rays | 0.00 - - - - 0.046 |
| - branched - - - - | - 0.10 - - - - 0.057 | | |

¹⁾ A. C. JOHANSEN: The Atlanto-Scandian Spring Herring (*Clupea harengus* L.) spawning at the Faroes: Meddelelser fra Kommissionen for Havundersøgelser. Serie Fiskeri Bd 6. No. 4. 1921 p. 3-4.

Next we shall undertake a comparison between the samples of summer-spawning herrings from Eldey Bank and Drangar and the largest of the samples of spring-spawning herrings at Iceland hitherto examined. The latter sample originates from Eyjafjord-District, North Iceland, September 1915. It is described in my paper: »On the large spring-spawning Sea Herring« p. 9. It is not known whether this sample is a pure unmixed sample of spring herrings, but it is certain that the majority at any rate are spring spawners. (The possibility is not excluded that the »recovering spents« or part of those in the sample in question may have been summer spawners, but these hardly amounted to $\frac{1}{3}$ of the specimens investigated).

Spring Herring Eyjafjord Sept. 1915 minus Summer Herring Eldey Bank, May 1919, and Drangar, August 1919.

| | | | |
|--------------------------------|--------|-------------------|-------|
| Diff. vert. S. | + 0.31 | st. dev. of diff. | 0.059 |
| - prec. vert. | - 0.27 | - - - - | 0.075 |
| - caudal vert. | + 0.59 | - - - - | 0.080 |
| - keeled scales (K_2) | + 0.26 | - - - - | 0.064 |
| - ventral fin rays | + 0.02 | - - - - | 0.049 |

It will be seen from these surveys that there is a real difference between the samples of summer-spawning herrings from Iceland and the samples of spring-spawning herrings from the Faroes and Iceland. The greatest difference exists in the number of caudal vertebrae. The spring-spawning herring possess here the highest number. The numerical difference observed is ca. 0.6 and this difference is ca. 7 times as great as its standard deviation. The total number of vertebrae is also a little higher for the spring-spawning than for the summer-spawning herring. The difference is here ca. 0.3 and its standard deviation only ca. $\frac{1}{5}$ of this. The summer-spawning herring has on the contrary a higher number of precaudal vertebrae than the spring spawning herring. The difference is here ca. 0.3 and the standard deviation ca. $\frac{1}{4}$ of this value. The number of keeled scales of the summer herring is lower than that of the spring herring, but the difference here is in one case only a little more than twice the standard deviation, in the other case ca. 4 times as high. The differences observed are here, especially for the caudal vertebrae, distinctly higher than those which have been pointed out between the different age groups of the summer-spawning herring, in spite of the fact that we are comparing here samples comprising several different age groups¹⁾. Thus we may conclude that we have here to do with racial differences. It will be seen that the differences pointed out hold good if we compare the summer herring from Iceland with all the larger samples of the spring-spawning herring hitherto examined from the coasts of Norway. The Icelandic summer herring has a lower total number of vertebrae and a lower number of caudal vertebrae but relatively more precaudal vertebrae than the Norwegian spring herring, and it has also on an average a lower number of keeled scales than the Norwegian spring herring (BROCK l. c. 1908, JOHANSEN l. c. 1919). We have not been able to demonstrate any difference in the number of rays in the dorsal fin, the anal fin and the ventral fins in the two different herring races.

As I have mentioned previously (l. c. 1919) and as it will be seen from the surveys p. 6 and 8, the Icelandic summer herring attains a similar size as the Atlanto-Scandian Spring Herring. At the age of 10 years the specimens of these races have an average length of ca. 36 cm.

¹⁾ The three characters: Vert. S; prec. vert. and caudal vert. are more or less correlated with each other.

III. The distribution of the summer-spawning Icelandic Herring.

SÆMUNDSSON states (l. c. 1908) that the summer-spawning Icelandic herring has spawning places from Eldey Bank (off Cap Reykjanæs) to Breidafjörð at 60—100 fathoms' depth up to 20 miles from the shore. It appears from Sæmundsson's later observations, that this herring has spawning places also at the southern coasts of Iceland (Westmanna Isles, Drangar etc.).

These observations of Sæmundsson have been confirmed by JESPERSEN's information concerning the distribution of the larvae of the summer-spawning herring at the coasts of Iceland (Jespersen l. c. 1920¹).

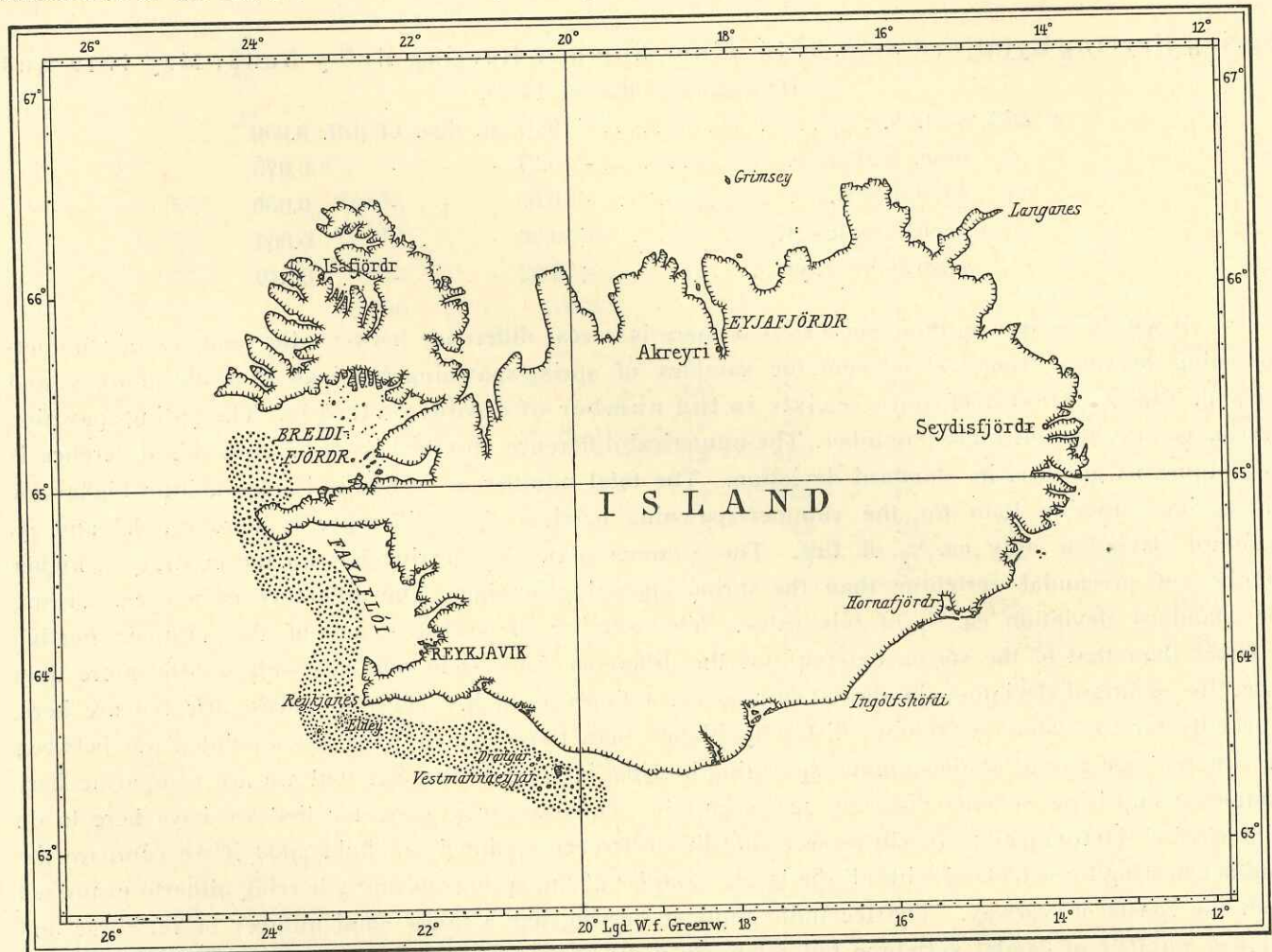


Fig. 4. Occurrence of summer-spawning herrings off Iceland in July and August. — Mainly after Bj. Sæmundsson.

As mentioned before, summer-spawning herrings of maturity III, IV and V were captured at the southwest coast of Iceland (Eldey Bank) at the end of May (1919). A sample examined by LEA of summer-spawning herrings from Faxafloi was taken on June 3rd (1908), and the maturity of the specimens was as a rule III, more rarely III—IV²). This herring evidently lives for a longer time at the southwest and west coast, before the spawning takes place.

¹) According to JESPERSEN larvae (8—16 mm length) of the spring-spawning Icelandic herring occurred in the month of April here and there on the whole stretch from Cape Snæfellsnæs on the west coast to Eystrahorn at the southwest coast. It is probable that the spring-spawning herring has spawning places here and there on the whole of this stretch. According to information kindly given by SÆMUNDSSON a large lean spent herring occurs every year or most years in the first days of May at Eldey Bank west of Cap Reykjanæs and further north up to Snæfellsnæs at depths about 60—70 fathoms, where there is hard bottom in several places. I think it probable that this herring occurs here in the neighbourhood of its spawning places.

²) JOHAN HJORT: Report on Herring-Investigations until January 1910. Publications de Circonstance. No. 53. Conseil perm. internat. Copenhague 1910.

As shown by JOHS. SCHMIDT the spring herring spawns only in the »warm water« at the southern and western coasts of Iceland, while a part of the pelagic larvae is carried by the current to the north and east coast, where they are further developed¹⁾. This transportation by the current evidently includes larvae of spring-spawning as well as of summer-spawning herrings. It will be seen on Jespersen's Chart showing the distribution of the herring larvae at the coasts of Iceland (l. c. 1920) that larvae of the summer-spawning herring are found in August so far north as off Isafjord Deep at ca. 66° 20' N. Lat., and that large pelagic larvae of this herring occur in the month of April off the northeast and east coast.

Whether the summer-spawning herring — like the spring-spawning herring — undertakes, after spawning, extensive migrations to the northern and eastern coasts of Iceland, is still an open question. This can however be determined now, as the distinguishing marks between the spring-spawning and the summer-spawning herring are known. SÆMUNDSSON²⁾ believes that by means of his scale-investigations he has been able to recognize summer-spawning herrings in his material from North Iceland, but according to Lea's investigations (Hjort l. c. 1910) the summer-spawning herrings at Iceland can not individually be distinguished from the spring-spawning ones by means of the relative size of the central area in the scales.

Up till now we find nothing which points in the direction that the summer-spawning Icelandic herring has a similar extensive distribution to the Atlanto-Scandian spring herring. As it will be seen from the following chapter, it is probable, that the summer-spawning herring, which occurs at the Färoes, belongs to another race than the Icelandic summer herring, and no summer-spawning sea herring has up till the present been found on the coasts of Norway.

IV. Does the Icelandic Summer Herring differ from the Faroe Summer Herring.

Dr. HJORT states in »Norsk Havfiske«³⁾ second part p. 199, that in »Michael Sars'« fishing experiments in 1902 some herrings were captured on June 18th north-east of the Färoes, and one specimen whose length was 32.5 cm »spawned in a tub of thin formol in which it was placed«. In another locality N. E. of the Färoes at 62° 48' N. Lat. 5° 37.5' W. Long. »Michael Sars« captured on June 11th 1902, 49 herrings with »sometimes large, sometimes small sexual organs«.

In a sample of herrings captured at Kongshavn on August 1919 and kindly sent to me by Dr. JOHS. SCHMIDT, a blood-herring occurred (maturity VII) which had evidently spawned quite recently.

There is no doubt therefore that a summer-spawning herring occurs at the Färoes, and the maturity of the above mentioned herrings from June 18th 1902 and August 16th 1919 speaks strongly for the belief that this herring spawns at the Färoes, though its eggs and larvae have not yet been found at these Islands.

This summer-spawning Faroe herring has not yet been subjected to systematic race studies. There is however the probability that I came across this herring in a sample of young herrings, which were captured at Kongshavn on August 16th 1919, and from which the blood herring before mentioned was taken. The sample consisted of 124 specimens showing the following distribution according to size and sex:

¹⁾ JOHS. SCHMIDT: Fiskeriundersøgelser ved Island og Færøerne i Sommeren 1903. Skrifter udg. af Kommissionen for Havundersøgelser No. 1. København 1904.

²⁾ BJARNI SÆMUNDSSON: Skýrsla til Stjórnarráðsins. Andvari 1911—12 and 1913—14.

³⁾ Norges Fiskerier I. Bergen 1915. Udgivet af Selskabet for de nordiske Fiskeriers Fremme.

| Length cm | ♂ | ♀ | ♂ + ♀ |
|-----------|----|----|-------|
| 20 | 2 | 2 | 4 |
| 21 | 12 | 11 | 23 |
| 22 | 7 | 6 | 13 |
| 23 | 2 | — | 2 |
| 24 | 1 | — | 1 |
| 25 | 12 | 11 | 23 |
| 26 | 20 | 12 | 32 |
| 27 | 10 | 13 | 23 |
| 28 | 1 | 1 | 2 |
| 30 | — | 1 | 1 |
| Number: | 67 | 57 | 124 |

Of the specimens 123 were of Maturity I—II and 1 of mat. VII. The distribution of specimens according to number of winter rings and length was as follows.

Herrings. Kongshavn, 16 August 1919.

| Length in cm | | 20 | 21 | 22 | 23 | 24 | 25 | 26 | 27 | 28 | 29 | 30 | Total No. of specimens | Average length cm | + 0,5 cm |
|---------------------------------|---------------------|----|----|----|----|----|----|----|----|----|----|----|------------------------|-------------------|----------|
| Age group | No. of winter-rings | | | | | | | | | | | | | | |
| 1917 | 1 | 4 | 15 | 5 | 2 | — | — | — | — | — | — | — | 26 | 21,24 | 21,74 |
| 1916 | 2 | — | 4 | 5 | — | 1 | 16 | 17 | 14 | — | — | — | 57 | 25,23 | 25,73 |
| 1915 | 3 | — | — | — | — | — | 3 | 11 | 7 | 1 | — | — | 22 | 26,27 | 26,77 |
| 1914 | 4 | — | — | — | — | — | — | — | 1 | 1 | — | — | 2 | 27,50 | 28,00 |
| 1913 | 5 | — | — | — | — | — | — | — | — | — | — | 1 | 1 | 30,00 | 30,50 |
| | 1—2 | — | 2 | — | — | — | — | — | — | — | — | — | 2 | 21,00 | 21,50 |
| | 2—3 | — | — | 1 | — | — | 1 | 2 | 1 | — | — | — | 5 | 25,20 | 25,70 |
| | ? | — | 2 | 2 | — | — | 3 | 2 | — | — | — | — | 9 | 23,67 | 24,17 |
| No. of specimens of each length | | 4 | 23 | 13 | 2 | 1 | 23 | 32 | 23 | 2 | — | 1 | 124 | — | — |

The numerical values found for the individual constant characters were as follows:

| Vertebrae. | | | | | | Dorsal fin rays. | | | | | |
|----------------|--------|-------------|--------|-------------|--------|------------------|--------|------------|-------|----------|--------|
| Vert. S. | | Prec. Vert. | | Caud. Vert. | | Total | | Unbranched | | Branched | |
| No. | Freq. | No. | Freq. | No. | Freq. | No. | Freq. | No. | Freq. | No. | Freq. |
| 53 | 1 | 22 | 2 | 30 | 3 | 18 | 2 | 4 | 88 | 14 | 16 |
| 54 | 1 | 23 | 14 | 31 | 13 | 19 | 73 | 5 | 36 | 15 | 78 |
| 55 | 1 | 24 | 53 | 32 | 42 | 20 | 46 | | | 16 | 30 |
| 56 | 25 | 25 | 46 | 33 | 48 | 21 | 3 | | | | |
| 57 | 74 | 26 | 9 | 34 | 17 | n | 124 | | 124 | | 124 |
| 58 | 22 | | | 35 | 1 | m | 19.403 | | 4.290 | | 15.113 |
| n | 124 | | 124 | | 124 | σ | 0.57 | | 0.46 | | 0.60 |
| m | 56.903 | | 24.371 | | 32.532 | σ _m | 0.051 | | 0.041 | | 0.054 |
| σ | 0.78 | | 0.84 | | 0.97 | σ _σ | 0.036 | | 0.029 | | 0.038 |
| σ _m | 0.070 | | 0.075 | | 0.087 | | | | | | |
| σ _σ | 0.050 | | 0.053 | | 0.061 | | | | | | |

| Anal fin rays. | | | | | | Keeled scales K_2 . Ventr. fin rays. | | | |
|-----------------|--------|------------|-------|----------|-------|--|--------|-----|--------|
| Total | | Unbranched | | Branched | | No. | Freq. | No. | Freq. |
| No. | Freq. | No. | Freq. | No. | Freq. | | | | |
| 16 | 1 | 2 | 7 | 14 | 23 | 12 | 5 | 16 | 7 |
| 17 | 26 | 3 | 116 | 15 | 58 | 13 | 36 | 17 | 8 |
| 18 | 56 | | | 16 | 40 | 14 | 63 | 18 | 109 |
| 19 | 38 | | | 17 | 2 | 15 | 17 | | |
| 20 | 2 | | | | | 16 | 3 | | |
| n | 123 | 123 | | 123 | | n | 124 | | 124 |
| m | 18.114 | 2.943 | | 15.171 | | m | 13.815 | | 17.823 |
| σ | 0.78 | 0.23 | | 0.74 | | σ | 0.81 | | 0.51 |
| σ_m | 0.070 | 0.021 | | 0.067 | | σ_m | 0.073 | | 0.046 |
| σ_σ | 0.050 | 0.015 | | 0.047 | | σ_σ | 0.051 | | 0.032 |

It will be seen that this herring differs distinctly from the Atlanto-Scandian herring, among other characters by its lower number of caudal vertebrae and Vert. S., (Johansen l. c. 1919), whilst it shows greater resemblance to the Icelandic summer herring. A comparison between the sample in question from Kongshavn and the samples of the Icelandic summer herring from Eldey Bank and Drangar (p. 20) gives the following result:

Kongshavn August 1919 minus Eldey Bank Maj 1919 and Drangar August 1919.

| | | | |
|--------------------------------|--------|-------------------|-------|
| Diff. Vert. S. | - 0,15 | st. dev. of diff. | 0.076 |
| - prec. Vert. | - 0,31 | - - - | 0.086 |
| - caudal Vert. | + 0,16 | - - - | 0.100 |
| - total dorsal rays | + 0.03 | - - - | 0.059 |
| - unbranched dorsal rays | + 0.15 | - - - | 0.045 |
| - branched - - - | - 0.12 | - - - | 0.061 |
| - total anal rays | - 0.04 | - - - | 0.080 |
| - unbranched anal rays. | - 0.14 | - - - | 0.027 |
| - branched - - - | + 0.10 | - - - | 0.077 |
| - keeled scales (K_2) | + 0.23 | - - - | 0.081 |
| - ventral fin rays | - 0.09 | - - - | 0.054 |

It will be seen that although there is much resemblance between these herrings there is a real difference in the number of precaudal vertebrae and in the number of unbranched dorsal fin rays and unbranched anal fin rays. If we consider that each of the samples compared, when taken separately, includes a considerable number of specimens of several different age groups, and that the observed differences, are not quite inconsiderable, we doubtless may venture to conclude that we have here to do with racial differences. The three age groups, which are rather well represented in the sample from Kongshavn (August 1919) appear moreover to be rather uniform with regard to the characters examined.

If we regard the length of the specimens in proportion to the number of the winter rings, it will be seen, that the specimens with two winter rings comprise two different size groups. The idea presents itself that the herrings of a length of 21 and 22 cm might be spring herrings, and the specimens of 24—27 cm summer-spawning herrings. An examination of the investigated characters gives no basis, however, for such a view (see General Survey C p. 35).

The nearest possibility seems to be that the sample from Kongshavn, 1919, originated from the summer-spawning herring which occurs at the Faroes and probably spawns here, but only a further investigation of mature specimens of this herring can solve this question. The sample in question cannot be a mixture of Icelandic summer herrings and Atlanto-Scandian spring herrings. The total number of vertebrae in the sample is for instance too low. The possibility is on the other hand not excluded, that the young herring mentioned might originate partly or entirely from the Shetland herring, the racial peculiarities of which have not yet been clearly demonstrated.

From the Shetland summer herring the sample differs considerably, among other characters by a higher number of precaudal vertebrae and a lower number of keeled scales (Broch 1908, Johansen 1919).

There is a possibility that the spawning time for the summer herring occurring at the Faroes extends over the months July, August, September, just as for the Shetland summer herring.

LEA has, in samples of herring captured in the fiords of the Faroes in September 1909, found some specimens, the maturity of which is stated to be IV and V (Hjort l. c. 1910), and I have in a sample from Kongshavn September, 1915 observed a few females of maturity IV—V (Johansen l. c. 1919). There is some reason to suppose, that we have here to deal with specimens with spawning time in September.

In the samples mentioned above of herrings from the fiords of Faroes from September 1910 Lea noted in most of the specimens a maturity of III, III—IV and IV. It is not clear whether these specimens would have spawned in the same autumn or in the following spring. In these herrings as well as in the specimens of maturity IV—V and V Lea found on an average a very large central area in the scales. Judging from the relative size of the central areas the average size of the specimens was thus calculated to be ca. 13 cm at the formation of the first winter ring. We have, however, found by experience in Danish waters that the first winter ring in scales of young herrings originating from spring-spawners may be very indistinct and may easily be overlooked. We must in any case take it for granted that specimens whose maturity is stated to be III and IV have not been very near the spawning time. If they should be autumn-spawning herrings, these would come to spawn late in autumn, and their larvae would in this case occur pelagically at the Faroes in the following spring. Such larvae of autumn spawning herrings have, however, not hitherto been captured at the Faroes.

General Survey of the Analyses of summer-spawning Herrings from Iceland and the Faroes. The letter r at the figure denoting number of winter rings means that the last winter ring is situated quite at the margin, not inside the margin.

A. Herrings from Eldey Bank, S. W. Iceland. End of May 1919, Maturity III—V. Caught in drift nets.

| No. | Length cm | Sex | Breadth of Gonade mm | Maturity | Vertebrae | | | Keeled Scales K ₂ | Rays in dorsal fin | Rays in anal fin | Rays in right pectoral | Rays in ventral fins | | No. of winter-rings in scales approxim. |
|-----|--------------|-----|-------------------------------|----------|-----------|--------|-------|------------------------------------|--------------------------|---------------------|------------------------------|-------------------------|------|--|
| | | | | | Precaudal | Caudal | Total | | | | | right | left | |
| 1 | 31.2 | ♂ | 35 | V | 24 | 33 | 57 | 12 | 4+16 | 3+15 | — | 10 | 10 | ca. 8 r |
| 2 | 32.2 | ♂ | 38 | V | 24 | 33 | 57 | 14 | 4+15 | 3+14 | — | 9 | 9 | 7 r |
| 3 | 33.8 | ♀ | — | IV | 26 | 31 | 57 | 14 | 5+15 | 3+15 | — | 9 | 9 | ca. 8 r |
| 4 | 30.6 | ♀ | — | IV | 25 | 32 | 57 | 14 | 4+15 | 3+16 | — | 9 | 9 | 4 r |
| 5 | 35.5 | ♂ | 26 | V | 25 | 32 | 57 | 13 | 4+15 | 3+15 | — | 9 | 9 | 11 r |
| 6 | 34.5 | ♀ | — | IV | 24 | 34 | 58 | 13 | 4+15 | 3+14 | — | 9 | 9 | 6 r |
| 7 | 32.5 | ♀ | — | IV | 25 | 32 | 57 | 14 | 4+15 | 3+14 | — | 8 | 8 | 6 r |
| 8 | 32.2 | ♂ | 33 | V | 25 | 32 | 57 | 13 | 4+16 | 3+16 | — | 9 | 9 | 7 r |
| 9 | 35.5 | ♀ | — | IV | 25 | 32 | 57 | 14 | 3+16 | 3+16 | — | 9 | 10 | 10 r |
| 10 | 34.3 | ♀ | — | IV | 24 | 33 | 57 | 15 | 4+17 | 3+15 | — | 9 | 9 | 9 r |
| 11 | 34.6 | ♂ | 23 | V | 23 | 35 | 58 | 14 | 4+16 | 3+15 | 18 | 9 | 9 | 8 r |
| 12 | 33 | ♂ | 30 | V | 26 | 31 | 57 | 14 | 4+15 | 2+15 | — | 9 | 9 | ca. 7 r |
| 13 | 34.3 | ♂ | 27 | V | 25 | 32 | 57 | 14 | 4+15 | 3+15 | — | 9 | 9 | ca. 9 r |
| 14 | 29.5 | ♂ | 22 | V | 25 | 32 | 57 | 13 | 4+15 | 3+16 | — | 9 | 9 | 4 r |
| 15 | 34.3 | ♂ | 26 | V | 25 | 32 | 57 | 14 | 4+15 | 3+15 | — | 9 | 9 | 7 r |
| 16 | 36.3 | ♂ | 27 | V | 24 | 33 | 57 | 15 | 4+16 | 3+16 | — | 9 | 9 | ca. 11 r |
| 17 | 33 | ♀ | — | III | 26 | 32 | 58 | 14 | 4+16 | 3+15 | — | 9 | 9 | 7 r |
| 18 | 33.2 | ♀ | — | IV | 27 | 31 | 58 | 15 | 4+15 | 3+16 | — | 9 | 9 | 7 r |
| 19 | 33.6 | ♀ | — | III—IV | 25 | 33 | 58 | 15 | 5+14 | 3+15 | — | 9 | 9 | 4 r |
| 20 | 34.1 | ♀ | — | IV | 25 | 32 | 57 | 13 | 4+15 | 3+14 | — | 9 | 8 | 6 r |
| 21 | 32.6 | ♀ | — | III—IV | 26 | 32 | 58 | 13 | 4+14 | 3+14 | — | 9 | 9 | 7 r |
| 22 | 31.6 | ♀ | — | IV | 23 | 34 | 57 | 13 | 5+14 | 3+14 | — | 9 | 9 | 5 r |
| 23 | 31.7 | ♂ | 32 | V | 26 | 30 | 56 | 14 | 4+15 | 4+14 | — | 9 | 9 | 7 r |
| 24 | 32.8 | ♀ | — | IV | 24 | 31 | 55 | 14 | 4+16 | 3+16 | — | 9 | 9 | 6 r |
| 25 | 36 | ♂ | 30 | V | 24 | 33 | 57 | 14 | 5+15 | 3+17 | — | 9 | 10 | ca. 7 r |
| 26 | 34.4 | ♀ | — | IV | 23 | 34 | 57 | 12 | 4+15 | 3+15 | — | 8 | 9 | 7 r |
| 27 | 34.5 | ♂ | 35 | V | 25 | 31 | 56 | 13 | 4+16 | 3+15 | — | 9 | 9 | 7 r |
| 28 | 35.5 | ♀ | — | IV | 24 | 33 | 57 | 13 | 5+14 | 3+16 | — | 9 | 9 | ? |
| 29 | 34.2 | ♀ | — | IV | 25 | 33 | 58 | 14 | 4+16 | 3+15 | — | 9 | 9 | 8 r |
| 30 | 34.9 | ♂ | 33 | V | 24 | 34 | 58 | 15 | 4+16 | 3+15 | — | 9 | 9 | ca. 11 r |
| 31 | 32.3 | ♂ | 26 | V | 25 | 32 | 57 | 14 | 4+15 | 3+14 | — | 9 | 9 | 6 r |
| 32 | 33.7 | ♀ | — | IV | 23 | 34 | 57 | 13 | 4+15 | 3+15 | — | 9 | 9 | 7 r |
| 33 | 33.3 | ♀ | — | IV | 24 | 33 | 57 | 13 | 4+15 | 3+16 | — | 9 | 9 | 7 r |
| 34 | 34.4 | ♀ | — | IV | 24 | 32 | 56 | 12 | 4+16 | 3+15 | — | 9 | 9 | 7 r |
| 35 | 33.2 | ♂ | 32 | V | 24 | 33 | 57 | 14 | 4+15 | 3+15 | — | 9 | 9 | 7 r |
| 36 | 34 | ♀ | — | IV | 25 | 33 | 58 | 13 | 4+16 | 3+17 | — | 9 | 9 | ca. 10 r |
| 37 | 35 | ♀ | — | IV | 28 | 30 | 58 | 14 | 5+14 | 3+15 | — | 9 | 9 | ca. 10 r |
| 38 | 33.5 | ♀ | — | IV | 25 | 32 | 57 | 12 | 4+15 | 3+15 | — | 9 | 9 | 6 r |
| 39 | 30 | ♀ | — | IV | 25 | 32 | 57 | 12 | 4+15 | 3+15 | — | 9 | 9 | 4 r |
| 40 | 34.2 | ♂ | 32 | V | 24 | 33 | 57 | 14 | 4+15 | 4+15 | — | 9 | 9 | 7 r |
| 41 | 33.5 | ♂ | 29 | V | 25 | 33 | 58 | 14 | 5+15 | 3+16 | — | 9 | 9 | 7 r |
| 42 | 32.2 | ♂ | 34 | V | 24 | 33 | 57 | 13 | 4+16 | 4+15 | — | 9 | 9 | 6 r—7 r |
| 43 | 33.5 | ♂ | 30 | V | 24 | 33 | 57 | 13 | 4+15 | 3+15 | — | 9 | 9 | 7 r |
| 44 | 35 | ♂ | 32 | V | 25 | 32 | 57 | 14 | 4+16 | 3+17 | — | 9 | 9 | 7 r |
| 45 | 33.3 | ♂ | 25 | V | 26 | 32 | 58 | ? | 4+16 | 3+15 | — | 9 | 9 | 6 r |
| 46 | 31.9 | ♀ | — | III—IV | 25 | 33 | 58 | 14 | 4+15 | 3+16 | — | 8 | 8 | 4 r |
| 47 | 32.5 | ♂ | 29 | V | 24 | 33 | 57 | 14 | 4+15 | 3+16 | — | 9 | 9 | ca. 6 r |
| 48 | 32.1 | ♂ | 27 | V | 26 | 30 | 56 | 12 | 4+16 | 3+16 | — | 9 | 9 | 7 r |
| 49 | 34 | ♂ | 30 | V | 26 | 31 | 57 | 15 | 4+16 | 3+15 | — | 9 | 9 | 6 r |
| 50 | 33.5 | ♂ | 26 | V | 25 | 32 | 57 | 12 | 4+15 | 3+15 | — | 9 | 8 | 5 r |
| 51 | 33.3 | ♀ | — | IV | 25 | 32 | 57 | 14 | 4+16 | 3+16 | — | 9 | 9 | 7 r |
| 52 | 33.5 | ♂ | 30 | V | 24 | 33 | 57 | 13 | 4+15 | 3+16 | — | 9 | 10 | 7 r |
| 53 | 32.2 | ♂ | 23 | V | 26 | 31 | 57 | 13 | 4+15 | 3+15 | — | 9 | 9 | 6 r |
| 54 | 34.8 | ♂ | 26 | V | 26 | 32 | 58 | 15 | 4+16 | 3+15 | — | 9 | 9 | ca. 8 r |

| No. | Length cm | Sex | Breadth of Gonade mm | Maturity | Vertebrae | | | Keel Scales K ₂ | Rays in dorsal fin | Rays in anal fin | Rays in right pectoral | Rays in ventral fins | | No. of winter-rings in scales approxim. |
|-----|--------------|-----|-------------------------------|----------|-----------|--------|-------|----------------------------------|--------------------------|---------------------|------------------------------|-------------------------|------|--|
| | | | | | Precaudal | Caudal | Total | | | | | right | left | |
| 55 | 33.6 | ♂ | — | IV | 24 | 32 | 56 | 13 | 4+14 | 3+15 | — | 9 | 9 | 6 r |
| 56 | 33.7 | ♂ | — | IV | 25 | 32 | 57 | 13 | 4+16 | 3+15 | — | 9 | 9 | 6 r |
| 57 | 34 | ♂ | — | IV | 27 | 31 | 58 | 14 | 4+15 | 3+15 | — | 9 | 9 | 7 r |
| 58 | 33.5 | ♂ | 30 | V | 25 | 32 | 57 | 14 | 5+16 | 4+14 | — | 10 | 9 | ca. 8 r |
| 59 | 32.8 | ♂ | 26 | V | 24 | 32 | 56 | 14 | 4+16 | 3+14 | — | 9 | 9 | 7 r |
| 60 | 33.2 | ♂ | 33 | V | 23 | 34 | 57 | 14 | 4+16 | 3+16 | — | 9 | 9 | 5 r |
| 61 | 33 | ♂ | 26 | V | 25 | 33 | 58 | 13 | 4+15 | 3+15 | — | 9 | 9 | 7 r |
| 62 | 32.8 | ♂ | — | IV | 24 | 33 | 57 | 13 | 4+15 | 3+15 | 17 | 10 | 9 | 7 r |
| 63 | 33.5 | ♂ | — | III—IV | 24 | 33 | 57 | 14 | 5+15 | 4+14 | — | 9 | 9 | ca. 9 |
| 64 | 37.7 | ♂ | — | IV | 24 | 33 | 57 | 14 | 4+15 | 3+15 | — | 9 | 9 | ca. 13 r |
| 65 | 33.7 | ♂ | — | IV | 23 | 33 | 56 | 14 | 4+16 | 3+15 | 18 | 9 | 9 | 7 r |
| 66 | 30.7 | ♂ | 30 | V | 23 | 33 | 56 | 12 | 4+15 | 3+16 | — | 9 | 9 | 4 r |
| 67 | 33.2 | ♂ | — | IV | 24 | 34 | 58 | 13 | 4+16 | 3+15 | 17 | 9 | 9 | 7 r |
| 68 | 32.3 | ♂ | 28 | V | 25 | 32 | 57 | 14 | 4+15 | 3+13 | — | 8 | 9 | 5 r |
| 69 | 33.8 | ♂ | — | IV | 25 | 32 | 57 | 14 | 4+15 | 3+14 | — | 8 | 8 | 8 r |
| 70 | 33.8 | ♂ | — | III | 25 | 33 | 58 | 15 | 3+15 | 3+16 | — | 9 | 9 | 7 r |
| 71 | 33.4 | ♂ | — | IV | 25 | 31 | 56 | 14 | 4+15 | 4+15 | — | 9 | 9 | 7 r |
| 72 | 32.8 | ♂ | — | IV | 25 | 32 | 57 | 13 | 4+16 | 3+14 | — | 9 | 9 | 7 r |
| 73 | 28.5 | ♂ | — | IV | 25 | 32 | 57 | 14 | 4+15 | 3+16 | — | 9 | 9 | 7 r |
| 74 | 34.8 | ♂ | — | IV | 26 | 31 | 57 | 13 | 4+16 | 4+15 | — | 9 | 9 | 7 r |
| 75 | 32.2 | ♂ | 26 | V | 25 | 32 | 57 | 13 | 4+16 | 3+15 | — | 9 | 9 | 7 r |
| 76 | 34.5 | ♂ | — | IV | 23 | 34 | 57 | 14 | 4+16 | 3+16 | — | 9 | 9 | 9 r |
| 77 | 32 | ♂ | 37 | V | 25 | 32 | 57 | 13 | 5+14 | 3+15 | — | 9 | 9 | 6 r |
| 78 | 31.4 | ♂ | — | IV | 24 | 33 | 57 | 14 | 4+16 | 3+14 | — | 9 | 9 | 7 r |
| 79 | 35.1 | ♂ | 20 | V | 24 | 33 | 57 | 14 | 5+15 | 3+15 | — | 9 | 9 | 7 r |
| 80 | 33.8 | ♂ | — | IV | 25 | 32 | 57 | 13 | 4+15 | 3+13 | — | 8 | 8 | ca. 7 r |
| 81 | 32.5 | ♂ | — | III—IV | 24 | 32 | 56 | 15 | 4+15 | 3+15 | — | 9 | 9 | 7 r |
| 82 | 38 | ♂ | — | IV—V | 25 | 33 | 58 | 14 | 4+15 | 3+14 | — | 9 | 9 | ca. 13 r |
| 83 | 32.8 | ♂ | 35 | V | 25 | 32 | 57 | 14 | 4+16 | 3+16 | — | 9 | 9 | 8 r |
| 84 | 33.9 | ♂ | — | IV | 25 | 32 | 57 | 14 | 4+15 | 4+16 | — | 9 | 9 | 7 r |
| 85 | 33 | ♂ | — | IV | 25 | 32 | 57 | 14 | 4+15 | 3+15 | — | 9 | 9 | 6 r |
| 86 | 30 | ♂ | 25 | V | 26 | 31 | 57 | 14 | 4+15 | 4+15 | — | 9 | 9 | 4 |
| 87 | 36.2 | ♂ | — | IV | 24 | 33 | 57 | 13 | 4+16 | 3+16 | — | 9 | 9 | ca. 12 r |
| 88 | 37 | ♂ | 32 | V | 23 | 34 | 57 | 14 | 4+15 | 3+15 | — | 9 | 9 | ca. 11 r |
| 89 | 33.5 | ♂ | 26 | V | 25 | 32 | 57 | 12 | 4+16 | 3+16 | — | 9 | 9 | 7 r |
| 90 | 35.5 | ♂ | — | IV | 24 | 32 | 56 | 13 | 4+14 | 3+14 | — | 9 | 9 | 7 r |
| 91 | 32.5 | ♂ | 24 | V | 24 | 34 | 58 | 14 | 4+15 | 3+14 | — | 9 | 9 | 7 r |
| 92 | 30 | ♂ | — | III—IV | 23 | 34 | 57 | 15 | 4+14 | 3+13 | — | 9 | 9 | 4 |
| 93 | 33.4 | ♂ | — | IV | 24 | 33 | 57 | 15 | 4+16 | 3+14 | — | 9 | 9 | 7 r |
| 94 | 34.5 | ♂ | — | IV | 25 | 32 | 57 | 14 | 5+16 | 3+15 | — | 9 | 9 | ? |
| 95 | 32.6 | ♂ | 24 | V | 27 | 31 | 58 | 13 | 4+15 | 3+15 | — | 9 | 9 | ca. 7 r |
| 96 | 35.7 | ♂ | 36 | V | 24 | 33 | 57 | 13 | 4+15 | 3+15 | — | 9 | 9 | 8 r |
| 97 | 33.1 | ♂ | — | IV | 25 | 32 | 57 | 14 | 4+15 | 3+15 | — | 9 | 9 | 6 r |
| 98 | 34.3 | ♂ | 39 | V | 25 | 32 | 57 | 13 | 4+16 | 4+15 | — | 9 | 9 | ca. 9 r |
| 99 | 32.5 | ♂ | 33 | V | 25 | 33 | 58 | 14 | 4+16 | 3+14 | — | 9 | 9 | ? |
| 100 | 35.2 | ♂ | — | IV | 26 | 31 | 57 | 14 | 4+15 | 4+15 | — | 9 | 9 | ca. 12 r |
| 101 | 33 | ♂ | 30 | V | 24 | 33 | 57 | 13 | 4+15 | 3+14 | — | 9 | 9 | 7 r |
| 102 | 33.1 | ♂ | 32 | V | 25 | 32 | 57 | 14 | 4+15 | 3+17 | — | 9 | 9 | 6 r |
| 103 | 34 | ♂ | 33 | V | 23 | 34 | 57 | 12 | 5+15 | 3+16 | — | 9 | 9 | ca. 7 r |
| 104 | 32.5 | ♂ | 31 | V | 26 | 31 | 57 | 12 | 4+16 | 4+16 | — | 8 | 8 | 6 r |
| 105 | 32.6 | ♂ | — | IV | 23 | 32 | 55 | 14 | 4+14 | 3+15 | — | 9 | 9 | 7 r |
| 106 | 33.8 | ♂ | 34 | V | 25 | 33 | 58 | 13 | 4+16 | 3+15 | — | 9 | 9 | 6 r |
| 107 | 31.7 | ♂ | — | III—IV | 25 | 32 | 57 | 14 | 4+15 | 4+17 | — | 9 | 9 | 6 r |
| 108 | 32.9 | ♂ | — | IV | 24 | 33 | 57 | 12 | 5+15 | 3+15 | — | 9 | 9 | 6 r |
| 109 | 32.1 | ♂ | 29 | V | 25 | 33 | 58 | 14 | 5+15 | 3+15 | — | 9 | 9 | 6 r |
| 110 | 30.7 | ♂ | 21 | V | 25 | 33 | 58 | 14 | 4+15 | 3+16 | — | 9 | 9 | ca. 6 r |
| 111 | 33.1 | ♂ | — | IV | 24 | 33 | 57 | 13 | 5+14 | 3+15 | — | 9 | 9 | ca. 7 r |
| 112 | 34.5 | ♂ | — | IV | 22 | 35 | 57 | 13 | 5+15 | 3+15 | — | 9 | 9 | ca. 10 r |
| 113 | 36.2 | ♂ | 32 | V | 24 | 33 | 57 | 14 | 4+15 | 3+15 | — | 9 | 9 | ca. 11 r |

| No. | Length cm | Sex | Breadth of Gonade mm | Maturity | Vertebrae | | | Keeled Scales K ₂ | Rays in dorsal fin | Rays in anal fin | Rays in right pectoral | Rays in ventral fins | | No. of winter-rings in scales approxim. |
|-----|--------------|-----|-------------------------------|----------|-----------|--------|-------|------------------------------------|--------------------------|---------------------|------------------------------|-------------------------|------|--|
| | | | | | Precaudal | Caudal | Total | | | | | right | left | |
| 114 | 35.7 | ♂ | 30 | V | 24 | 32 | 56 | 14 | 5+15 | 4+15 | — | 8 | 8 | ca. 11 r |
| 115 | 33.2 | ♂ | 28 | V | 25 | 32 | 57 | 13 | 5+15 | 4+15 | — | 9 | 9 | 7 r |
| 116 | 30.4 | ♂ | 24 | V | 24 | 33 | 57 | 13 | 4+16 | 3+15 | — | 9 | 9 | 4 r |
| 117 | 32.6 | ♀ | — | IV | 25 | 32 | 57 | 12 | 4+15 | 4+14 | — | 9 | 9 | 7 r |
| 118 | 35.2 | ♂ | 34 | V | 25 | 33 | 58 | 14 | 5+15 | 3+16 | — | 9 | 9 | 10 r |
| 119 | 32.5 | ♂ | 27 | V | 26 | 31 | 57 | 13 | 4+15 | 3+14 | 18 | 9 | 9 | 4 r |
| 120 | 32.5 | ♀ | — | IV | 26 | 31 | 57 | 14 | 4+16 | 3+16 | — | 9 | 9 | 6 r |
| 121 | 31.5 | ♂ | 27 | V | 25 | 32 | 57 | 13 | 4+15 | 3+15 | — | 9 | 8 | ca. 4 r |
| 122 | 33 | ♂ | 35 | V | 25 | 32 | 57 | 15 | 3+16 | 3+15 | — | 8 | 8 | 7 r |
| 123 | 35.8 | ♂ | 29 | V | 24 | 33 | 57 | 14 | 3+15 | 2+15 | — | 9 | 9 | 10 r |
| 124 | 31.9 | ♂ | 27 | V | 24 | 32 | 56 | 14 | 4+15 | 3+14 | — | 9 | 9 | 6 r |
| 125 | 35 | ♀ | — | IV | 24 | 33 | 57 | 14 | 4+16 | 3+16 | — | 9 | 10 | ca. 10 r |
| 126 | 35.3 | ♂ | 36 | V | 24 | 33 | 57 | 14 | 4+16 | 3+16 | — | 9 | 9 | ca. 10 r |
| 127 | 32.2 | ♂ | 25 | V | 24 | 33 | 57 | 14 | 5+14 | 3+15 | 18 | 9 | 9 | 5 r |
| 128 | 34 | ♂ | 27 | V | 23 | 34 | 57 | 14 | 4+15 | 4+15 | — | 9 | 9 | ca. 8 r |
| 129 | 31 | ♀ | — | IV | 24 | 33 | 57 | 14 | 5+14 | 3+15 | — | 9 | 9 | 4 r |
| 130 | 33.3 | ♀ | — | IV | 25 | 31 | 56 | 13 | 4+15 | 3+15 | — | 9 | 9 | 6 r |
| 131 | 33.7 | ♀ | — | IV | 24 | 32 | 56 | 13 | 4+15 | 3+15 | — | 9 | 9 | ca. 7 r |
| 132 | 33.4 | ♂ | 24 | V | 27 | 31 | 58 | 13 | 4+16 | 4+15 | — | 9 | 9 | 7 r |
| 133 | 34.8 | ♂ | 33 | V | 25 | 31 | 56 | 13 | 4+15 | 3+15 | — | 10 | 10 | ? |
| 134 | 32.5 | ♀ | — | IV | 24 | 33 | 57 | 13 | 4+15 | 4+15 | — | 9 | 9 | ca. 6 r |
| 135 | 32.6 | ♀ | — | IV | 26 | 31 | 57 | 13 | 4+15 | 3+16 | 16 | 9 | 9 | ? |
| 136 | 31.9 | ♂ | 31 | V | 25 | 32 | 57 | 14 | 5+16 | 3+13 | — | 9 | 9 | ? |
| 137 | 33.6 | ♀ | — | III—IV | 24 | 32 | 56 | 14 | 5+14 | 3+16 | — | 9 | 9 | 6 r |
| 138 | 33.3 | ♂ | 26 | V | 24 | 33 | 57 | 14 | 5+16 | 3+15 | 19 | 9 | 9 | 6 r |
| 139 | 33.3 | ♂ | 30 | V | 25 | 32 | 57 | 13 | 4+15 | 3+14 | — | 9 | 9 | 7 r |
| 140 | 33.8 | ♀ | — | IV | 25 | 32 | 57 | 14 | 4+15 | 3+17 | — | 9 | 8 | ca. 7 r |
| 141 | 35.4 | ♂ | 30 | V | 26 | 32 | 58 | 15 | 4+15 | 3+15 | — | ? | 9 | 8 r |
| 142 | 33.6 | ♀ | — | IV | 24 | 34 | 58 | 14 | 4+16 | 3+15 | — | 9 | 9 | 7 r |
| 143 | 34.5 | ♀ | — | IV | 25 | 32 | 57 | 14 | 4+15 | 3+14 | — | 9 | 9 | 7 r |
| 144 | 32 | ♀ | — | IV | 26 | 30 | 56 | 14 | 5+15 | 3+15 | — | 9 | 10 | ? |
| 145 | 32.5 | ♀ | — | IV | 24 | 32 | 56 | 15 | 4+15 | 3+15 | — | 9 | 9 | 7 r |
| 146 | 32.5 | ♂ | 28 | V | 25 | 32 | 57 | 13 | 4+16 | 3+15 | 17 | 9 | 9 | 7 r |
| 147 | 33.4 | ♂ | 25 | V | 26 | 32 | 58 | 12 | 5+14 | 3+15 | — | 8 | 8 | 6 r |
| 148 | 33.5 | ♀ | — | IV | 24 | 33 | 57 | 14 | 5+15 | 3+14 | — | 9 | 9 | 7 r |
| 149 | 32.5 | ♀ | — | IV | 24 | 33 | 57 | 14 | 4+15 | 3+14 | — | 9 | 9 | 6 r |
| 150 | 33.6 | ♂ | 28 | V | 27 | 30 | 57 | 13 | 4+15 | 3+16 | — | 9 | 9 | 6 r |
| 151 | 30.7 | ♂ | 31 | V | 25 | 32 | 57 | 14 | 4+16 | 3+16 | — | 9 | 9 | 4 r |
| 152 | 33.3 | ♂ | 15 | IV | 24 | 33 | 57 | 14 | 4+14 | 3+14 | — | 9 | 9 | 7 r |
| 153 | 33.6 | ♀ | — | IV | 26 | 31 | 57 | 14 | 4+16 | 3+16 | — | 9 | 9 | 7 r |
| 154 | 29.5 | ♂ | 24 | V | 24 | 33 | 57 | 13 | 4+15 | 3+15 | — | 9 | 9 | 7 r |
| 155 | 35.5 | ♂ | 34 | V | 24 | 34 | 58 | 15 | 4+16 | 3+14 | — | 8 | 8 | ca. 10 r |
| 156 | 32.6 | ♂ | 23 | V | 24 | 33 | 57 | 13 | 4+16 | 3+15 | — | 9 | 8 | 6 r |
| 157 | 33.2 | ♂ | 30 | V | 24 | 33 | 57 | 14 | 4+15 | 3+16 | — | 9 | 10 | 7 r |
| 158 | 32 | ♂ | 25 | V | 25 | 32 | 57 | 13 | 4+15 | 3+15 | — | 9 | 9 | 6 r |
| 159 | 32 | ♂ | 29 | V | 27 | 29 | 56 | 13 | 4+15 | 3+14 | — | 8 | 9 | 7 r |
| 160 | 34 | ♂ | 30 | V | 23 | 33 | 56 | 14 | 4+15 | 3+14 | — | 9 | 10 | 7 r |
| 161 | 32.7 | ♂ | 34 | V | 26 | 31 | 57 | 14 | 4+15 | 3+15 | — | 9 | 9 | 8 r |
| 162 | 34.3 | ♀ | — | IV | 26 | 31 | 57 | 14 | 4+15 | 3+14 | — | 9 | 9 | 7 r |
| 163 | 32.5 | ♂ | 29 | V | 25 | 32 | 57 | 14 | 5+14 | 4+15 | — | 9 | 8 | 6 r |
| 164 | 33.7 | ♂ | 28 | V | 26 | 31 | 57 | 14 | 5+16 | 4+15 | — | 8 | 8 | ? |
| 165 | 33 | ♀ | — | III—IV | 25 | 32 | 57 | 14 | 5+15 | 3+16 | — | 9 | 9 | 6 r |
| 166 | 36 | ♀ | — | III—IV | 24 | 33 | 57 | 14 | 4+15 | 3+14 | — | 9 | 9 | 8 r |
| 167 | 31.6 | ♂ | 32 | V | 23 | 33 | 56 | 14 | 5+15 | 3+13 | — | 9 | 9 | 6 r |
| 168 | 34.5 | ♀ | — | IV | 24 | 33 | 57 | 14 | 3+16 | 3+15 | — | 8 | 9 | 7 r |
| 169 | 32.6 | ♀ | — | IV | 24 | 34 | 58 | 14 | 4+16 | 3+15 | — | 9 | 9 | 5 r |
| 170 | 32.3 | ♂ | 28 | V | 26 | 31 | 57 | 14 | 4+15 | 3+14 | — | 9 | 10 | 6 r |
| 171 | 33.5 | ♀ | — | IV | 25 | 33 | 58 | 14 | 4+16 | 3+15 | — | 9 | 9 | 6 r |
| 172 | 32.7 | ♂ | 26 | V | 26 | 31 | 57 | 13 | 5+14 | 3+13 | — | 8 | 8 | 6 r |

| No. | Length cm | Sex | Breadth of Gonade mm | Maturity | Vertebrae | | | Keeled Scales K ₂ | Rays in dorsal fin | Rays in anal fin | Rays in right pectoral | Rays in ventral fins | | No. of winter-rings in scales approxim. |
|-----|--------------|-----|-------------------------------|----------|-----------|--------|-------|------------------------------------|--------------------------|---------------------|------------------------------|-------------------------|------|--|
| | | | | | Precaudal | Caudal | Total | | | | | right | left | |
| 173 | 33 | ♂ | — | IV | 24 | 32 | 56 | 13 | 4+15 | 4+15 | — | 9 | 9 | ca. 8 r |
| 174 | 33.7 | ♂ | 31 | V | 25 | 32 | 57 | 12 | 3+16 | 2+16 | — | 9 | 9 | ca. 8 r |
| 175 | 33.1 | ♂ | 25 | V | 25 | 32 | 57 | 13 | 4+15 | 3+15 | — | 9 | 9 | 6 r |
| 176 | 35.2 | ♂ | — | IV | 25 | 32 | 57 | 13 | 4+15 | 3+15 | — | 9 | 9 | ca. 8 r |
| 177 | 33.5 | ♂ | 30 | V | 27 | 30 | 57 | 13 | 4+15 | 4+15 | — | 8 | 9 | 6 r |
| 178 | 34 | ♂ | 14 | IV | 23 | 34 | 57 | 16 | 4+15 | 3+15 | — | 9 | 9 | 7 r |
| 179 | 33.2 | ♂ | 31 | V | 24 | 34 | 58 | 13 | 4+15 | 3+16 | — | 9 | 9 | 6 r |
| 180 | 32.3 | ♂ | 28 | V | 26 | 31 | 57 | 13 | 4+16 | 3+16 | — | 9 | 9 | 6 r |
| 181 | 34.2 | ♂ | 32 | V | 24 | 34 | 58 | 13 | 4+15 | 3+16 | — | 9 | 9 | 8 r |
| 182 | 36 | ♂ | 30 | V | 25 | 32 | 57 | 14 | 4+16 | 3+14 | 18 | 9 | 9 | ca. 10 r |
| 183 | 32 | ♂ | 29 | V | 23 | 34 | 57 | 15 | 4+15 | 3+14 | — | 9 | 9 | 7 r |
| 184 | 33 | ♂ | — | IV | 24 | 34 | 58 | 14 | 4+15 | 4+15 | — | 8 | 8 | 7 r |
| 185 | 33.5 | ♂ | 30 | V | 25 | 32 | 57 | 12 | 4+15 | 3+15 | — | 9 | 9 | 6 r |
| 186 | 31.8 | ♂ | 26 | V | 23 | 34 | 57 | 13 | 4+15 | 3+14 | — | 9 | 9 | ca. 7 r |
| 187 | 31.6 | ♂ | 23 | V | 24 | 33 | 57 | 14 | 4+15 | 3+15 | — | 9 | 9 | 6 r |
| 188 | 33.8 | ♂ | — | IV | 24 | 34 | 58 | 14 | 4+14 | 3+17 | — | 8 | 9 | 6 r |
| 189 | 33.1 | ♂ | — | IV | 23 | 34 | 57 | 14 | 4+16 | 3+16 | — | 9 | 9 | 6 r |
| 190 | 31 | ♂ | 30 | V | 24 | 33 | 57 | 13 | 4+15 | 3+14 | — | 9 | 9 | ca. 7 r—8 r |
| 191 | 33.5 | ♂ | 27 | V | 25 | 32 | 57 | 12 | 4+16 | 3+15 | — | 9 | 9 | ? |
| 192 | 35.1 | ♂ | — | IV | 24 | 33 | 57 | 14 | 4+16 | 3+14 | — | 9 | 9 | 8 r |
| 193 | 32.5 | ♂ | 26 | V | 25 | 32 | 57 | 14 | 4+15 | 3+15 | — | 9 | 9 | 7 r |
| 194 | 32.6 | ♂ | — | IV | 25 | 32 | 57 | 13 | 4+16 | 3+16 | — | 9 | 10 | ca. 10 r |
| 195 | 33.2 | ♂ | 33 | V | 24 | 33 | 57 | 13 | 5+15 | 3+15 | — | 9 | 9 | 6 r |
| 196 | 29.2 | ♂ | 25 | V | 24 | 34 | 58 | 14 | 4+15 | 3+15 | — | 9 | 10 | 4 r |
| 197 | 33.4 | ♂ | 25 | V | 25 | 32 | 57 | 12 | 4+15 | 3+14 | — | 9 | 9 | ca. 6 r |
| 198 | 35.8 | ♂ | 32 | V | 26 | 32 | 58 | 13 | 4+16 | 3+15 | — | 9 | 9 | ca. 9 r |
| 199 | 36.1 | ♂ | 30 | V | 27 | 31 | 58 | 13 | 4+15 | 3+15 | — | 9 | 9 | ca. 8 r |
| 200 | 33.1 | ♂ | 29 | V | 24 | 33 | 57 | 14 | 4+15 | 3+14 | 18 | 9 | 9 | 5 r |
| 201 | 33.5 | ♂ | 31 | V | 27 | 30 | 57 | 13 | 4+16 | 3+16 | — | 9 | 9 | 7 r |
| 202 | 36.2 | ♂ | 32 | V | 25 | 32 | 57 | 13 | 4+16 | 3+15 | — | 9 | 10 | ca. 10 r |
| 203 | 36 | ♂ | 28 | V | 25 | 32 | 57 | 12 | 4+14 | 4+14 | — | 9 | 9 | 7 r |
| 204 | 32.8 | ♂ | 27 | V | 26 | 32 | 58 | 14 | 5+14 | 4+13 | — | 9 | 9 | 6 r |
| 205 | 34 | ♂ | — | IV | 24 | 32 | 56 | 13 | 5+15 | 3+16 | — | 10 | 10 | 4 r |
| 206 | 33.2 | ♂ | 24 | V | 26 | 31 | 57 | 13 | 4+15 | 3+14 | — | 9 | 9 | 6 r |
| 207 | 33.7 | ♂ | — | IV | 25 | 33 | 58 | 14 | 4+16 | 2+16 | — | 9 | 9 | ? |
| 208 | 32 | ♂ | 32 | V | 23 | 34 | 57 | 14 | 4+15 | 3+14 | — | 9 | 8 | 6 r |
| 209 | 33 | ♂ | — | IV | 25 | 32 | 57 | 13 | 3+16 | 3+16 | 18 | 9 | 9 | 6 r |
| 210 | 37 | ♂ | — | IV | 24 | 34 | 58 | 14 | 3+15 | 2+14 | 18 | 9 | 9 | ca. 11 r |
| 211 | 34 | ♂ | — | IV | 26 | 32 | 58 | 14 | 4+14 | 3+15 | — | 9 | 9 | 5 r |
| 212 | 32 | ♂ | 36 | V | 24 | 33 | 57 | 13 | 4+15 | 3+15 | — | 9 | 9 | 7 r |
| 213 | 33 | ♂ | 31 | V | 25 | 32 | 57 | 14 | 5+14 | 3+15 | — | 9 | 9 | 7 r |
| 214 | 33.6 | ♂ | 27 | V | 25 | 33 | 58 | 15 | 5+14 | 3+15 | — | 9 | 9 | 7 r |
| 215 | 36.8 | ♂ | 35 | V | 23 | 33 | 56 | 13 | 4+15 | 3+16 | — | 9 | 9 | ca. 10 r |
| 216 | 35.2 | ♂ | — | IV | 25 | 33 | 58 | 14 | 5+15 | 4+14 | — | 9 | 8 | ca. 10 r |
| 217 | 34.2 | ♂ | 44 | V | 24 | 32 | 56 | 14 | 4+16 | 3+15 | — | 9 | 9 | 6 r |
| 218 | 34.7 | ♂ | 34 | V | 26 | 31 | 57 | 13 | 4+16 | 3+15 | — | 9 | 9 | ? |
| 219 | 36.5 | ♂ | 37 | V | 24 | 33 | 57 | 15 | 4+16 | 3+15 | — | 9 | 9 | ca. 14 r |
| 220 | 33 | ♂ | 29 | V | 26 | 31 | 57 | 13 | 4+15 | 3+16 | — | 9 | 9 | 5 r |
| 221 | 33.6 | ♂ | — | IV | 24 | 33 | 57 | 14 | 4+16 | 3+15 | — | 9 | 9 | 9 r |
| 222 | 34.4 | ♂ | — | IV | 24 | 32 | 56 | 13 | 4+16 | 3+16 | — | 9 | 9 | 9 r |
| 223 | 34.1 | ♂ | — | IV | 26 | 31 | 57 | 15 | 4+15 | 4+15 | — | 9 | 9 | 7 r |
| 224 | 32.5 | ♂ | 27 | V | 25 | 32 | 57 | 14 | 4+15 | 3+14 | — | 9 | 9 | 6 r |
| 225 | 33.8 | ♂ | — | IV | 26 | 31 | 57 | 13 | 4+15 | 3+15 | — | 9 | 9 | 8 r |
| 226 | 29.9 | ♂ | 20 | V | 26 | 32 | 58 | 14 | 4+15 | 3+15 | — | 9 | 9 | 4 r |
| 227 | 33.5 | ♂ | 28 | V | 25 | 32 | 57 | 14 | 4+15 | 3+15 | — | 9 | 9 | 8 r |
| 228 | 33 | ♂ | 26 | V | 24 | 33 | 57 | 14 | 4+15 | 3+16 | — | 9 | 9 | 7 |
| 229 | 34.7 | ♂ | — | IV | 26 | 31 | 57 | 14 | 4+15 | 2+15 | — | 9 | 10 | ca. 9 r |
| 230 | 32.6 | ♂ | 30 | V | 23 | 32 | 55 | 16 | 5+15 | 3+14 | — | 9 | 9 | ca. 10 r—12 r |
| 231 | 35.1 | ♂ | — | IV | 23 | 34 | 57 | 14 | 4+15 | 4+14 | — | 9 | 9 | 6 r |

| No. | Length cm | Sex | Breadth of Gonade mm | Maturity | Vertebrae | | | Keeled Scales K ₂ | Rays in dorsal fin | Rays in anal fin | Rays in right pectoral | Rays in ventral fins | | No. of winter-rings in scales approxim. |
|-----|--------------|-----|-------------------------------|----------|-----------|--------|-------|------------------------------------|--------------------------|---------------------|------------------------------|-------------------------|------|--|
| | | | | | Precaudal | Caudal | Total | | | | | right | left | |
| 232 | 32.6 | ♂ | 43 | V | 24 | 33 | 57 | 13 | 5+15 | 3+16 | — | 9 | 9 | 6 r |
| 233 | 31.5 | ♂ | 29 | V | 26 | 32 | 58 | 13 | 4+15 | 3+14 | — | 9 | 9 | 4 |
| 234 | 33.6 | ♂ | — | IV | 24 | 34 | 58 | 14 | 4+15 | 3+15 | — | 9 | 9 | ? |
| 235 | 34.9 | ♂ | — | IV | 25 | 33 | 58 | 13 | 4+16 | 3+16 | — | 9 | 9 | 8 r |
| 236 | 32 | ♂ | 31 | V | 26 | 32 | 58 | 13 | 5+15 | 3+17 | — | 8 | 9 | 7 r |
| 237 | 33.2 | ♂ | — | IV | 25 | 32 | 57 | 13 | 5+15 | 3+15 | — | 9 | 9 | 7 r |
| 238 | 35 | ♂ | 32 | V | 25 | 31 | 56 | 12 | 4+15 | 3+16 | — | 8 | 9 | ca. 7 r |
| 239 | 32.2 | ♂ | 27 | V | 24 | 33 | 57 | 14 | 4+15 | 3+16 | — | 9 | 9 | 7 r |
| 240 | 33.3 | ♂ | — | IV | 24 | 33 | 57 | 14 | 4+15 | 4+14 | — | 8 | 8 | 4 r |
| 241 | 35.3 | ♂ | — | IV | 28 | 29 | 57 | 13 | 4+16 | 4+15 | — | 9 | 9 | ca. 9 r |
| 242 | 32.6 | ♂ | — | IV | 24 | 33 | 57 | 12 | 4+16 | 3+15 | — | 9 | 9 | 7 r |
| 243 | 33.3 | ♂ | — | IV | 24 | 33 | 57 | 14 | 4+15 | 3+14 | — | 9 | 10 | 7 r |
| 244 | 36 | ♂ | 31 | V | 24 | 34 | 58 | 13 | 5+15 | 3+15 | — | 9 | 9 | 8 r |
| 245 | 32.1 | ♂ | 30 | V | 25 | 32 | 57 | 14 | 5+14 | 4+15 | — | 9 | 9 | 7 r |
| 246 | 33.1 | ♂ | 24 | V | 26 | 30 | 56 | 13 | 4+17 | 3+16 | — | 9 | 9 | 7 r |
| 247 | 37.1 | ♂ | 33 | V | 24 | 33 | 57 | 13 | 4+15 | 4+14 | — | 9 | 9 | ca. 10 r |
| 248 | 32 | ♂ | — | IV | 23 | 33 | 56 | 13 | 4+15 | 3+16 | — | 9 | 9 | 7 r |
| 249 | 32.6 | ♂ | 27 | V | 25 | 31 | 56 | 12 | 4+15 | 3+15 | 17 | 9 | 9 | 7 r |
| 250 | 32.2 | ♂ | 29 | V | 27 | 30 | 57 | 13 | 4+15 | 3+16 | — | 9 | 9 | 7 r |
| 251 | 33.8 | ♂ | — | IV | 25 | 32 | 57 | 13 | 4+16 | 2+16 | 18 | 9 | 9 | ? |
| 252 | 33.6 | ♂ | 26 | V | 26 | 31 | 57 | 12 | 4+16 | 3+16 | — | 9 | 9 | 7 r |
| 253 | 31.8 | ♂ | 28 | V | 25 | 32 | 57 | 15 | 4+17 | 3+14 | — | 9 | 9 | 7 r |
| 254 | 34.7 | ♂ | — | IV | 25 | 32 | 57 | 15 | 4+16 | 3+15 | — | 9 | 9 | 7 r |
| 255 | 32.6 | ♂ | — | IV | 25 | 31 | 56 | 13 | 4+16 | 3+15 | — | 9 | 9 | ca. 7 r |
| 256 | 34.6 | ♂ | — | III-IV | 25 | 32 | 57 | 13 | 4+16 | 3+15 | — | 9 | 9 | 7 r |
| 257 | 34.7 | ♂ | — | III-IV | 26 | 31 | 57 | 13 | 4+16 | 4+16 | — | 9 | 10 | 7 r |
| 258 | 29.3 | ♂ | — | IV | 25 | 32 | 57 | 14 | 4+14 | 3+14 | — | 9 | 9 | 3 |
| 259 | 33 | ♂ | 32 | V | 24 | 32 | 56 | 14 | 4+15 | 2+16 | — | 9 | 8 | ? |
| 260 | 32.8 | ♂ | 30 | V | 26 | 34 | 60 | ? | 4+14 | 3+15 | — | 8 | 9 | 7 r |
| 261 | 31.1 | ♂ | — | III-IV | 24 | 33 | 57 | 13 | 4+15 | 3+14 | — | 9 | 9 | 5 r |
| 262 | 31.5 | ♂ | — | III-IV | 22 | 33 | 55 | 12 | 4+17 | 3+15 | — | 9 | 10 | ca. 6 r |
| 263 | 33.9 | ♂ | 29 | V | 27 | 30 | 57 | 14 | 4+15 | 3+14 | — | 8 | 8 | 6 r |
| 264 | 33.5 | ♂ | 25 | V | 28 | 30 | 58 | 13 | 4+15 | 3+15 | — | 9 | 9 | 7 r |
| 265 | 33 | ♂ | 28 | V | 24 | 34 | 58 | 13 | 4+16 | 3+15 | — | 9 | 9 | 7 r |
| 266 | 33.2 | ♂ | 30 | V | 25 | 32 | 57 | 14 | 4+15 | 3+14 | — | 9 | 9 | 7 r |
| 267 | 32.6 | ♂ | 26 | V | 24 | 33 | 57 | 14 | 5+15 | 3+14 | — | 8 | 9 | 6 r |
| 268 | 35.6 | ♂ | 30 | V | 24 | 34 | 58 | 15 | 4+16 | 3+16 | — | 9 | 9 | ca. 7 r |
| 269 | 32.9 | ♂ | 27 | V | 24 | 34 | 58 | 14 | 5+15 | 3+16 | — | 10 | 10 | 6 r |
| 270 | 35.9 | ♂ | 29 | V | 25 | 32 | 57 | 13 | 4+16 | 3+16 | — | 9 | 9 | ca. 9 r-10 r |
| 271 | 32.6 | ♂ | — | IV | 24 | 33 | 57 | 14 | 4+16 | 3+16 | — | 9 | 9 | 5 r |
| 272 | 33.2 | ♂ | 25 | V | 23 | 34 | 57 | 13 | 5+15 | 3+14 | — | 9 | 8 | 6 r |
| 273 | 31.6 | ♂ | — | IV | 26 | 32 | 58 | 13 | 4+16 | 3+15 | — | 9 | 9 | ? |
| 274 | 33 | ♂ | — | IV | 24 | 33 | 57 | 12 | 4+15 | 3+16 | — | 9 | 9 | 7 r |
| 275 | 34.8 | ♂ | 27 | IV | 24 | 33 | 57 | 13 | 4+15 | 3+16 | — | 9 | 9 | 7 r |
| 276 | 34.3 | ♂ | — | IV | 27 | 30 | 57 | 13 | 4+16 | 2+16 | — | 9 | 9 | ? |
| 277 | 31.2 | ♂ | 24 | V | 24 | 32 | 56 | 13 | 4+15 | 3+15 | — | 9 | 9 | 7 r |
| 278 | 32.3 | ♂ | — | IV | 25 | 32 | 57 | 12 | 4+14 | 3+15 | — | 9 | 9 | ? |
| 279 | 33.7 | ♂ | — | IV | 23 | 34 | 57 | 12 | 4+15 | 3+14 | — | 9 | 9 | 7 r |
| 280 | 35.2 | ♂ | 32 | V | 25 | 33 | 58 | 13 | 4+16 | 4+15 | — | 9 | 9 | 7 r |
| 281 | 33.5 | ♂ | — | IV | 24 | 34 | 58 | 13 | 4+15 | 3+15 | — | 9 | 9 | 7 r |
| 282 | 30.5 | ♂ | — | IV | 24 | 33 | 57 | 13 | 4+16 | 3+16 | — | 9 | 9 | 6 r |
| 283 | 32.3 | ♂ | 26 | V | 23 | 35 | 58 | 13 | 4+15 | 3+16 | — | 9 | 9 | ca. 6 r |
| 284 | 34.7 | ♂ | 29 | V | 24 | 32 | 56 | 14 | 4+15 | 3+15 | — | 9 | 9 | ca. 9 r |
| 285 | 32.7 | ♂ | 31 | V | 23 | 34 | 57 | 13 | 4+15 | 3+15 | — | 8 | 9 | 6 r |
| 286 | 32.5 | ♂ | — | IV | 24 | 33 | 57 | 13 | 4+15 | 3+15 | — | 9 | 9 | 6 r |
| 287 | 32.3 | ♂ | 28 | V | 26 | 31 | 57 | 14 | 4+15 | 3+15 | — | 9 | 9 | 6 r |
| 288 | 32 | ♂ | — | IV | 25 | 32 | 57 | 12 | 4+15 | 3+16 | — | 9 | 8 | ? |
| 289 | 33 | ♂ | — | IV | 23 | 34 | 57 | 13 | 4+15 | 3+16 | — | 9 | 9 | 7 r |
| 290 | 34.5 | ♂ | 29 | V | 27 | 31 | 58 | 14 | 4+14 | 3+15 | — | 9 | 9 | 8 r |

| No. | Length cm | Sex | Breadth of Gonade mm | Maturity | Vertebrae | | | Keeled Scales K ₂ | Rays in dorsal fin | Rays in anal fin | Rays in right pectoral | Rays in ventral fins | | No. of winter-rings in scales approxim. |
|-----|--------------|-----|-------------------------------|----------|-----------|--------|-------|------------------------------------|--------------------------|---------------------|------------------------------|-------------------------|------|--|
| | | | | | Precaudal | Caudal | Total | | | | | right | left | |
| 291 | 33.2 | ♂ | — | IV | 24 | 32 | 56 | 13 | 4+16 | 3+16 | — | 9 | 9 | 6 r |
| 292 | 35 | ♂ | 26 | V | 23 | 34 | 57 | 14 | 4+16 | 3+16 | — | 10 | 10 | ca. 9 r |
| 293 | 31.5 | ♂ | 25 | V | 24 | 33 | 57 | 14 | 5+14 | 3+15 | — | 9 | 9 | ca. 6 r |
| 294 | 32.2 | ♂ | 28 | V | 25 | 34 | 59 | 13 | 4+15 | 4+16 | — | 9 | 9 | 7 r |
| 295 | 31.8 | ♂ | 30 | V | 23 | 33 | 56 | 13 | 4+15 | 3+16 | — | 9 | 9 | 7 r |
| 296 | 35.2 | ♂ | 33 | V | 24 | 33 | 57 | 14 | 4+15 | 3+15 | — | 9 | 9 | ca. 7 r |
| 297 | 32.5 | ♂ | 28 | V | 25 | 32 | 57 | 14 | 4+15 | 3+15 | — | 9 | 9 | 4 |

B. Herrings from Drangar at the Westmanna Isles. August 14, 1919. Maturity V—VII.
Caught in drift nets.

| | | | | | | | | | | | | | | |
|----|------|---|----|--------|----|----|----|----|------|------|----|----|----|-------|
| 1 | 30 | ♂ | 28 | VI | 24 | 34 | 58 | 13 | 4+16 | 4+15 | 19 | 9 | 9 | 5 |
| 2 | 32.7 | ♂ | 35 | VI | 23 | 34 | 57 | 15 | 5+15 | 3+16 | 18 | 9 | 9 | 4-5 |
| 3 | 33 | ♂ | — | VI | 26 | 32 | 58 | 13 | 4+15 | 3+16 | 20 | 9 | 9 | 7? |
| 4 | 28.5 | ♂ | — | V | 25 | 32 | 57 | 14 | 4+15 | 3+14 | 19 | 9 | 9 | 4 |
| 5 | 33.5 | ♂ | 30 | VI | 24 | 33 | 57 | 13 | 4+15 | 3+15 | 16 | 9 | 9 | 7 |
| 6 | 31.6 | ♂ | — | VII | 28 | 29 | 57 | 13 | 4+15 | 3+15 | 18 | 9 | 9 | 6 |
| 7 | 34.2 | ♂ | — | VI-VII | 24 | 34 | 58 | 15 | 5+16 | 3+16 | 19 | 10 | 10 | 6 |
| 8 | 33 | ♂ | 32 | VI | 25 | 32 | 57 | 13 | 4+15 | 3+15 | 17 | 8 | 9 | 6 |
| 9 | 30 | ♂ | 28 | VI | 24 | 33 | 57 | 14 | 4+15 | 3+15 | 17 | 9 | 9 | 3 |
| 10 | 27.5 | ♂ | 27 | VI | 24 | 33 | 57 | 13 | 4+15 | 2+16 | 19 | 9 | 9 | 6-7 |
| 11 | 34.2 | ♂ | 26 | VI | 25 | 33 | 58 | 15 | 5+15 | 3+14 | 19 | 9 | 9 | 8-9 |
| 12 | 37 | ♂ | — | V | 23 | 34 | 57 | 13 | 4+15 | 3+14 | 18 | 9 | 9 | ca. 9 |
| 13 | 28.9 | ♂ | — | VI | 24 | 33 | 57 | 14 | 4+15 | 3+15 | 17 | 9 | 9 | 3 |
| 14 | 34.2 | ♂ | — | V | 24 | 33 | 57 | 14 | 5+14 | 3+14 | 18 | 8 | 8 | 6 |
| 15 | 34.7 | ♂ | 34 | VI | 25 | 33 | 58 | 14 | 4+15 | 3+16 | 18 | 9 | 9 | 8-10 |
| 16 | 27.6 | ♂ | 12 | V | 24 | 32 | 56 | 15 | 4+15 | 3+15 | 18 | 9 | 9 | 3 |
| 17 | 28.8 | ♂ | — | V | 24 | 33 | 57 | 14 | 4+16 | 3+16 | 18 | 9 | 8 | 5 |
| 18 | 31.4 | ♂ | 25 | VI | 25 | 33 | 58 | 15 | 4+16 | 3+16 | 18 | 9 | 9 | 3 |
| 19 | 31.4 | ♂ | 29 | VI | 23 | 33 | 56 | 15 | 4+15 | 3+15 | 19 | 9 | 9 | 4 |
| 20 | 28.2 | ♂ | — | VI-VII | 26 | 33 | 59 | 13 | 4+15 | 3+15 | 18 | 9 | 9 | 3 |
| 21 | 29.2 | ♂ | 25 | VI | 25 | 32 | 57 | 15 | 4+15 | 3+15 | 16 | 9 | 9 | 3 |
| 22 | 27.7 | ♂ | 13 | V | 24 | 33 | 57 | 14 | 4+15 | 3+16 | 18 | 9 | 9 | 3 |
| 23 | 26 | ♂ | 25 | VI | 24 | 33 | 57 | 13 | 4+16 | 3+15 | 19 | 9 | 9 | 3 |
| 24 | 28.9 | ♂ | 18 | VI | 26 | 32 | 58 | 13 | 4+15 | 3+16 | 17 | 9 | 9 | 3 |
| 25 | 31.2 | ♂ | — | VII | 25 | 32 | 57 | 14 | 19 | 3+14 | 17 | 8 | 8 | 6 |
| 26 | 33.7 | ♂ | 41 | VI | 24 | 33 | 57 | 13 | 4+16 | 3+16 | 17 | 9 | 9 | ca. 6 |
| 27 | 32.4 | ♂ | 27 | VI | 27 | 30 | 57 | 14 | 5+15 | 4+14 | 17 | 10 | 9 | ca. 7 |
| 28 | 33.5 | ♂ | — | VII | 26 | 31 | 57 | 14 | 4+16 | 3+16 | 17 | 8 | 9 | ca. 7 |
| 29 | 29.6 | ♂ | — | VII | 25 | 32 | 57 | 13 | 4+15 | 3+16 | 18 | 9 | 9 | 4 |
| 30 | 30 | ♂ | 26 | VI | 24 | 33 | 57 | 14 | 4+16 | 3+15 | 19 | 9 | 9 | 4 |
| 31 | 26.6 | ♂ | 18 | VI | 25 | 33 | 58 | 14 | 4+16 | 3+15 | 18 | 9 | 9 | 2 |
| 32 | 26.5 | ♂ | 13 | V | 25 | 32 | 57 | 14 | 4+15 | 3+14 | 18 | 9 | 9 | 3 |
| 33 | 34 | ♂ | 17 | VI | 25 | 31 | 56 | 14 | 4+15 | 3+14 | 18 | 9 | 9 | 5 |
| 34 | 26.3 | ♂ | 12 | V | 23 | 33 | 56 | 13 | 5+15 | 3+15 | 17 | 9 | 9 | ? |
| 35 | 28.8 | ♂ | 28 | VI | 25 | 32 | 57 | 14 | 4+15 | 3+15 | 18 | 10 | 9 | 4 |
| 36 | 28.5 | ♂ | 17 | VI | 24 | 32 | 56 | 13 | 4+16 | 2+17 | 17 | 9 | 9 | 4 |
| 37 | 28.8 | ♂ | 19 | VI | 25 | 32 | 57 | 14 | 4+15 | 3+16 | 17 | 9 | 9 | 4? |
| 38 | 33.3 | ♂ | 28 | VI | 25 | 32 | 57 | 13 | 4+16 | 3+16 | 18 | 9 | 9 | 6 |
| 39 | 32.3 | ♂ | 25 | VI | 26 | 31 | 57 | 14 | 3+16 | 3+14 | 19 | 9 | 9 | ca. 7 |
| 40 | 28.2 | ♂ | — | VI-VII | 24 | 33 | 57 | 15 | 4+15 | 2+14 | 18 | 9 | 8 | 3 |
| 41 | 33 | ♂ | 43 | VI | 23 | 33 | 56 | 13 | 4+15 | 3+15 | 18 | 9 | 9 | 6 |
| 42 | 28.2 | ♂ | 27 | VI | 24 | 32 | 56 | 14 | 4+14 | 3+15 | 18 | 10 | 10 | 3 |
| 43 | 28.3 | ♂ | 30 | VI | 23 | 33 | 56 | 13 | 5+15 | 3+15 | 18 | 9 | 9 | 4 |
| 44 | 26.5 | ♂ | — | VI-VII | 25 | 32 | 57 | 13 | 5+16 | 3+15 | 18 | 8 | 8 | 3 |
| 45 | 28.9 | ♂ | — | VI | 25 | 31 | 56 | 14 | 4+16 | 3+14 | 17 | 9 | 9 | 4 |
| 46 | 27.8 | ♂ | 25 | VI | 26 | 31 | 57 | 14 | 4+15 | 3+16 | 17 | 9 | 9 | 3 |
| 47 | 27.4 | ♂ | 17 | V | 24 | 33 | 57 | 14 | 4+15 | 3+14 | 19 | 8 | 10 | 3 |

| No. | Length cm | Sex | Breadth of Gonade mm | Maturity | Vertebrae | | | Keel Scales K ₂ | Rays in dorsal fin | Rays in anal fin | Rays in right pectoral | Rays in ventral fins | | No. of winter-rings in scales approxim. |
|-----|--------------|-----|-------------------------------|----------|-----------|--------|-------|----------------------------------|--------------------------|---------------------|------------------------------|-------------------------|------|--|
| | | | | | Precaudal | Caudal | Total | | | | | right | left | |
| 48 | 33.8 | ♂ | — | VI | 26 | 31 | 57 | 13 | 4+15 | 3+15 | 18 | 9 | 9 | ca. 7 |
| 49 | 35 | ♂ | 36 | VI | 23 | 33 | 56 | 13 | 4+14 | 3+15 | 18 | 8 | 8 | 6 |
| 50 | 27.6 | ♂ | 35 | VI | 25 | 32 | 57 | 14 | 5+14 | 3+15 | 18 | 9 | 9 | 3 |
| 51 | 27.8 | ♂ | 25 | VI | 24 | 32 | 56 | 13 | 4+15 | 3+15 | ? | 9 | 9 | 4 |
| 52 | 36 | ♂ | — | VI | 24 | 33 | 57 | 14 | 4+15 | 3+16 | 19 | 9 | 9 | 7 |
| 53 | 32.5 | ♂ | 34 | VI | 27 | 31 | 58 | 13 | 4+17 | 3+16 | 17 | 9 | 9 | 6-7 |
| 54 | 30.2 | ♂ | — | VII | 24 | 33 | 57 | 12 | 4+15 | 2+16 | 18 | 9 | 9 | 6 |
| 55 | 29.4 | ♂ | 26 | VI | 25 | 32 | 57 | 14 | 4+15 | 3+15 | 17 | 9 | 9 | 3 |
| 56 | 28.2 | ♂ | — | VI | 24 | 33 | 57 | 14 | 4+16 | 3+15 | 18 | 9 | 9 | 3 |
| 57 | 26.5 | ♂ | 28 | VI | 24 | 33 | 57 | 15 | 4+15 | 4+14 | 17 | 9 | 9 | 3 |
| 58 | 28 | ♂ | 30 | VI | 27 | 30 | 57 | 15 | 4+16 | 3+15 | 19 | 9 | 9 | 3 |
| 59 | 27.8 | ♂ | — | VI | 24 | 33 | 57 | 15 | 4+15 | 3+15 | 17 | 9 | 9 | 3 |
| 60 | 27.4 | ♂ | 21 | VI | 26 | 31 | 57 | 13 | 4+15 | 3+15 | 18 | 9 | 9 | 3 |
| 61 | 28.6 | ♂ | 32 | VI | 24 | 32 | 56 | 14 | 4+15 | 3+15 | 18 | 9 | 9 | 4 |
| 62 | 27.7 | ♂ | — | VI | 25 | 33 | 58 | 14 | 4+15 | 3+15 | 18 | 9 | 9 | 3 |
| 63 | 32.5 | ♂ | 35 | VI | 29 | 28 | 57 | 14 | 4+15 | 3+16 | 17 | 9 | 9 | 3 |
| 64 | 29 | ♂ | — | VI | 24 | 33 | 57 | 13 | 4+15 | 3+14 | 19 | 9 | 9 | 3 |
| 65 | 30.5 | ♂ | 32 | VI | 25 | 32 | 57 | 14 | 5+14 | 3+14 | 19 | 9 | 9 | 4 |
| 66 | 28.1 | ♂ | 30 | VI | 24 | 33 | 57 | 14 | 5+15 | 3+14 | 18 | 9 | 9 | 3 |
| 67 | 29.3 | ♂ | — | VII | 25 | 34 | 59 | 14 | 4+15 | 4+15 | 19 | 9 | 9 | 4 |
| 68 | 32.3 | ♂ | 27 | VI | 26 | 31 | 57 | 13 | 4+15 | 3+15 | 16 | 9 | 9 | 5-6 |
| 69 | 32 | ♂ | 40 | VI | 25 | 31 | 56 | 13 | 4+15 | 3+14 | 16 | 9 | 9 | 5 |
| 70 | 32.2 | ♂ | 30 | VI | 26 | 31 | 57 | 14 | 4+15 | 4+15 | 18 | 9 | 9 | 6 |
| 71 | 33.3 | ♂ | — | VI | 24 | 34 | 58 | 15 | 4+16 | 3+15 | 18 | 9 | 9 | 6 |
| 72 | 34.5 | ♂ | — | VI | 25 | 32 | 57 | 14 | 4+15 | 3+15 | 18 | 9 | 9 | ca. 6 |
| 73 | 29.3 | ♂ | — | VI | 24 | 33 | 57 | 13 | 5+15 | 3+16 | 18 | 9 | 9 | 3-4 |
| 74 | 26 | ♂ | 23 | VI | 23 | 34 | 57 | 15 | 4+15 | 3+15 | 18 | 9 | 9 | 3 |
| 75 | 32.8 | ♂ | 26 | VI | 25 | 33 | 58 | 13 | 4+15 | 3+15 | 19 | 9 | 9 | 5 |
| 76 | 35.2 | ♂ | 32 | VI | 25 | 31 | 56 | 13 | 4+15 | 4+15 | 19 | 9 | 10 | ? |
| 77 | 34.0 | ♂ | — | — | 24 | 33 | 57 | 14 | 4+15 | 3+16 | 17 | 8 | 8 | 4 |
| 78 | 30.4 | ♂ | 28 | VI | 24 | 34 | 58 | 13 | 4+15 | 3+15 | 18 | 9 | 9 | 3 |
| 79 | 28.6 | ♂ | — | — | 24 | 34 | 58 | 14 | 4+15 | 4+14 | 18 | 9 | 9 | 3 |
| 80 | 33.3 | ♂ | 30 | VI | 24 | 32 | 56 | 13 | 4+15 | 3+14 | 17 | 9 | 9 | 6 |
| 81 | 33.5 | ♂ | 31 | VI | 25 | 32 | 57 | 13 | 4+15 | 3+16 | 16 | 8 | 9 | 6 |
| 82 | 33.6 | ♂ | 33 | VI | 25 | 32 | 57 | 14 | 4+15 | 3+15 | 17 | 9 | 9 | ? |
| 83 | 27.1 | ♂ | 21 | VI | 26 | 31 | 57 | 14 | 4+16 | 3+15 | 18 | 9 | 9 | 3 |
| 84 | 28.3 | ♂ | — | VI-VII | 23 | 34 | 57 | 14 | 4+15 | 3+16 | 17 | 9 | 9 | 3 |
| 85 | 26.4 | ♂ | — | VI | 24 | 33 | 57 | 14 | 4+15 | 3+16 | 17 | 8 | 9 | 3 |
| 86 | 32.7 | ♂ | 26 | VI | 25 | 32 | 57 | 14 | 5+15 | 3+15 | 19 | 9 | 9 | 5 |
| 87 | 34.1 | ♂ | — | VI-VII | 26 | 31 | 57 | 14 | 4+15 | 3+14 | 18 | 9 | 9 | 7 |
| 88 | 33.2 | ♂ | 25 | VI | 24 | 32 | 56 | 13 | 4+15 | 3+14 | 17 | 8 | 9 | 6 |
| 89 | 35.8 | ♂ | 32 | VI | 24 | 34 | 58 | 15 | 4+16 | 3+15 | 19 | 9 | 9 | ca. 10 |
| 90 | 33.2 | ♂ | 28 | VI | 26 | 31 | 57 | 14 | 4+15 | 3+14 | 16 | 8 | 9 | ca. 7 |
| 91 | 33.5 | ♂ | — | VI | 24 | 32 | 56 | 13 | 4+15 | 3+15 | 17 | 9 | 9 | 6 |
| 92 | 37 | ♂ | — | VI | 25 | 32 | 57 | 13 | 4+15 | 4+14 | 18 | 9 | 9 | ? |
| 93 | 28.8 | ♂ | 30 | VI | 24 | 33 | 57 | 14 | 4+14 | 3+15 | 17 | 9 | 9 | 4 |
| 94 | 33.2 | ♂ | 35 | VI | 25 | 32 | 57 | 14 | 4+14 | 3+13 | 17 | 8 | 8 | 7-8 |
| 95 | 26.4 | ♂ | 24 | VI | 24 | 33 | 57 | 13 | 4+15 | 3+16 | 18 | 9 | 9 | 3 |
| 96 | 31.7 | ♂ | 16 | V | 23 | 34 | 57 | 14 | 4+15 | 4+14 | 18 | 9 | 9 | 6 |
| 97 | 32 | ♂ | 32 | VI | 25 | 32 | 57 | 14 | 4+15 | 3+15 | 18 | 8 | 9 | 7 |
| 98 | 27 | ♂ | 27 | VI | 24 | 33 | 57 | 13 | 5+14 | 3+15 | 19 | 10 | 10 | 4 |
| 99 | 28.7 | ♂ | 20 | VI | 24 | 33 | 57 | 14 | 4+16 | 3+15 | 17 | 9 | 8 | 6 |
| 100 | 33.5 | ♂ | 32 | VI | 23 | 34 | 57 | 14 | 4+16 | 3+15 | 20 | 9 | 9 | ca. 6 |
| 101 | 32.2 | ♂ | 27 | VI | 24 | 33 | 57 | 12 | 4+15 | 2+14 | 17 | 9 | 9 | 6 |
| 102 | 27.1 | ♂ | 18 | VI | 25 | 32 | 57 | 14 | 5+15 | 4+14 | 17 | 9 | 9 | 3 |
| 103 | 30.8 | ♂ | 32 | VI | 24 | 32 | 56 | 15 | 4+16 | 3+13 | 18 | 9 | 9 | 4 |
| 104 | 27.8 | ♂ | 20 | VI | 25 | 32 | 57 | 13 | 4+16 | 3+17 | 17 | 9 | 9 | 3-4 |
| 105 | 34.2 | ♂ | — | VI-VII | 26 | 32 | 58 | 13 | 4+16 | 3+15 | 17 | 9 | 9 | ca. 6 |
| 106 | 33 | ♂ | 32 | VI | 26 | 31 | 57 | 13 | 5+15 | 3+17 | 18 | 9 | 9 | 6 |

| No. | Length cm | Sex | Breadth of Gonade mm | Maturity | Vertebrae | | | Keel Scales K ₂ | Rays in dorsal fin | Rays in anal fin | Rays in right pectoral | Rays in ventral fins | | No. of winter-rings in scales approxim. |
|-----|--------------|-----|-------------------------------|----------|-----------|--------|-------|----------------------------------|--------------------------|---------------------|------------------------------|-------------------------|------|--|
| | | | | | Precaudal | Caudal | Total | | | | | right | left | |
| 107 | 28.7 | ♀ | — | VI | 23 | 34 | 57 | 14 | 4+15 | 3+15 | 19 | 9 | 9 | 4 |
| 108 | 36.2 | ♀ | 45 | VI | 24 | 32 | 56 | 14 | 4+16 | 3+15 | 17 | 9 | 9 | ca. 10 |
| 109 | 29.3 | ♀ | 30 | VI | 25 | 32 | 57 | 13 | 4+15 | 3+15 | 18 | 9 | 9 | 4 |
| 110 | 27 | ♀ | — | VI | 24 | 32 | 56 | 14 | 4+15 | 3+15 | 17 | 9 | 9 | 3 |
| 111 | 25.2 | ♀ | 21 | VI | 24 | 33 | 57 | 12 | 4+16 | 3+16 | 18 | 9 | 9 | 3 |
| 112 | 33.8 | ♀ | 36 | VI | 26 | 31 | 57 | 14 | 5+15 | 3+17 | 19 | 9 | 9 | 6 |
| 113 | 36.2 | ♀ | — | VI | 24 | 34 | 58 | 13 | 5+15 | 3+16 | 18 | 9 | 9 | ca. 9 |
| 114 | 28.8 | ♀ | 24 | VI | 24 | 32 | 56 | 13 | 4+15 | 3+15 | 17 | 9 | 9 | 3 |
| 115 | 32.3 | ♀ | 24 | VI | 25 | 32 | 57 | 15 | 4+15 | 3+13 | 18 | 9 | 9 | 5 |
| 116 | 32.8 | ♀ | — | VI | 24 | 33 | 57 | 14 | 4+15 | 3+13 | 18 | 8 | 9 | 6-7 |
| 117 | 32.4 | ♀ | — | V | 25 | 31 | 56 | 13 | 4+16 | 3+15 | 18 | 9 | 9 | 6 |
| 118 | 28.2 | ♀ | 26 | VI | 25 | 33 | 58 | 14 | 4+15 | 4+15 | 17 | 10 | 9 | 3 |
| 119 | 28.2 | ♀ | — | VI | 24 | 33 | 57 | 13 | 4+16 | 3+15 | ? | 9 | 9 | 3 |
| 120 | 32 | ♀ | 14 | V | 25 | 33 | 58 | 13 | 5+15 | 4+15 | 17 | 9 | 9 | 5 |
| 121 | 28.1 | ♀ | 25 | VI | 25 | 31 | 56 | 14 | 4+15 | 3+15 | 17 | 8 | 8 | ? |
| 122 | 27.6 | ♀ | 29 | VI | 25 | 31 | 56 | 15 | 5+15 | 3+15 | 17 | 9 | 9 | 3 |
| 123 | 27.3 | ♀ | 23 | VI | 25 | 33 | 58 | 12 | 4+15 | 3+15 | 18 | 9 | 9 | 3 |
| 124 | 33 | ♀ | 24 | VI | 25 | 33 | 58 | 14 | 4+16 | 3+16 | 17 | 9 | 9 | 5 |
| 125 | 27.6 | ♀ | — | V | 24 | 33 | 57 | 14 | 4+15 | 3+16 | 18 | 9 | 9 | 3 |
| 126 | 36.1 | ♀ | 31 | VI | 24 | 33 | 57 | 14 | 4+15 | 3+14 | 19 | 9 | 9 | ca. 10 |
| 127 | 28.8 | ♀ | 29 | VI | 24 | 33 | 57 | 15 | 5+15 | 3+16 | ? | 9 | 9 | 3 |
| 128 | 32.2 | ♀ | 28 | VI | 26 | 31 | 57 | 13 | 4+15 | 3+15 | 16 | 8 | 8 | 6 |
| 129 | 34 | ♀ | — | VI | 24 | 34 | 58 | 14 | 4+16 | 3+15 | 19 | 9 | 9 | 7 |
| 130 | 28.8 | ♀ | 31 | VI | 26 | 31 | 57 | 14 | 4+15 | 4+15 | 17 | 9 | 9 | 3 |
| 131 | 29.1 | ♀ | 18 | V | 25 | 32 | 57 | 13 | 4+15 | 4+15 | 19 | 10 | 10 | 4 |
| 132 | 34.4 | ♀ | 22 | VI | 25 | 32 | 57 | 14 | 4+16 | 3+15 | 18 | 9 | 9 | ? |
| 133 | 34.3 | ♀ | 34 | VI | 25 | 32 | 57 | 13 | 4+15 | 2+16 | 19 | 9 | 9 | 7 |
| 134 | 30.6 | ♀ | 28 | VI | 25 | 32 | 57 | 14 | 4+17 | 3+16 | 18 | 9 | 9 | 3 |
| 135 | 29.6 | ♀ | — | VI | 24 | 32 | 56 | 13 | 4+15 | 3+15 | 19 | 9 | 9 | 4 |
| 136 | 32.3 | ♀ | 14 | V | 24 | 33 | 57 | 14 | 5+15 | 3+15 | ? | 9 | 9 | 6-7 |
| 137 | 29.5 | ♀ | 27 | VI | 24 | 33 | 57 | 14 | 4+15 | 3+16 | 19 | 9 | 9 | ca. 4 |
| 138 | 29 | ♀ | 30 | VI | 25 | 32 | 57 | 14 | 4+15 | 3+15 | 18 | 9 | 9 | 4-5 |
| 139 | 29.2 | ♀ | 32 | VI | 24 | 33 | 57 | 14 | 4+16 | 3+15 | 17 | 9 | 9 | 4 |
| 140 | 29.9 | ♀ | 13 | V | 24 | 34 | 58 | 13 | 4+16 | 3+15 | 18 | 9 | 9 | 6 |
| 141 | 32.8 | ♀ | 26 | VI | 25 | 32 | 57 | 14 | 4+15 | 3+15 | 17 | 8 | 8 | ca. 6 |
| 142 | 32.5 | ♀ | 25 | VI | 26 | 30 | 56 | 13 | 4+14 | 3+15 | 17 | 9 | 9 | 7 |
| 143 | 32.3 | ♀ | 33 | VI | 26 | 31 | 57 | 13 | 4+16 | 3+15 | 17 | 9 | 9 | ca. 6 |
| 144 | 28.1 | ♀ | 15 | V | 25 | 32 | 57 | 14 | 4+15 | 3+16 | 18 | 9 | 9 | 3 |
| 145 | 32 | ♀ | 33 | VI | 25 | 33 | 58 | 14 | 4+17 | 3+16 | 18 | 9 | 9 | 4 |
| 146 | 26.9 | ♀ | 20 | VI | 25 | 32 | 57 | 13 | 4+16 | 3+15 | 18 | 9 | 9 | 3 |
| 147 | 28.9 | ♀ | — | VI | 25 | 33 | 58 | 13 | 4+15 | 4+15 | 19 | 8 | 8 | 3 |
| 148 | 28.7 | ♀ | 14 | V | 24 | 32 | 56 | 15 | 4+15 | 3+15 | 18 | 9 | 9 | 3 |
| 149 | 31.2 | ♀ | 30 | VI | 26 | 31 | 57 | 13 | 5+15 | 3+16 | 17 | 9 | 9 | 6 |
| 150 | 33.2 | ♀ | 32 | VI | 24 | 33 | 57 | 14 | 4+16 | 3+15 | 17 | 9 | 9 | 6 |
| 151 | 27.7 | ♀ | 24 | VI | 25 | 32 | 57 | 13 | 4+15 | 3+16 | ? | 9 | 9 | 3 |
| 152 | 28.2 | ♀ | 15 | V | 24 | 32 | 56 | 14 | 4+15 | 3+15 | 19 | 9 | 9 | 4 |
| 153 | 25.8 | ♀ | 21 | VI | 24 | 33 | 57 | 15 | 4+16 | 3+15 | 18 | 9 | 9 | 3 |
| 154 | 31.7 | ♀ | 27 | VI | 24 | 30 | 54 | 13 | 5+15 | 3+15 | 18 | 9 | 9 | 6 |
| 155 | 29.4 | ♀ | 19 | VI | 25 | 32 | 57 | 13 | 4+15 | 3+16 | 18 | 8 | 9 | 4 |
| 156 | 34.5 | ♀ | 25 | VI | 25 | 32 | 57 | 14 | 4+15 | 3+14 | 16 | 9 | 9 | ca. 8 |
| 157 | 27.7 | ♀ | 20 | VI | 24 | 33 | 57 | 14 | 4+15 | 3+15 | 18 | 9 | 9 | 3 |
| 158 | 29.4 | ♀ | — | VI | 23 | 34 | 57 | 13 | 5+15 | 4+14 | 17 | 8 | 9 | 3 |
| 159 | 27.1 | ♀ | 21 | VI | 26 | 31 | 57 | 14 | 4+15 | 3+16 | 16 | 9 | 9 | 3 |
| 160 | 33.4 | ♀ | — | VI | 27 | 31 | 58 | 14 | 4+15 | 4+15 | 18 | 8 | 9 | 6 |
| 161 | 26.5 | ♀ | 21 | VI | 24 | 33 | 57 | 14 | 4+15 | 2+17 | 18 | 10 | 9 | 3 |
| 162 | 32.6 | ♀ | 24 | VI | 22 | 35 | 57 | 13 | 4+15 | 4+16 | 18 | 9 | 9 | 6 |
| 163 | 26.1 | ♀ | 27 | VI | 25 | 32 | 57 | 13 | 4+15 | 3+16 | 19 | 9 | 9 | 3 |
| 164 | 33.4 | ♀ | — | VI | 25 | 32 | 57 | 13 | 4+16 | 3+15 | 18 | 8 | 9 | ca. 7 |
| 165 | 32.7 | ♀ | — | VI | 26 | 31 | 57 | 14 | 4+15 | 3+15 | 18 | 9 | 9 | 8-9 |

| No. | Length cm | Sex | Breadth of Gonade mm | Maturity | Vertebrae | | | Keeled Scales K ₂ | Rays in dorsal fin | Rays in anal fin | Rays in right pectoral | Rays in ventral fins | | No. of winter-rings in scales approxim. |
|-----|--------------|-----|-------------------------------|----------|-----------|--------|-------|------------------------------------|--------------------------|---------------------|------------------------------|-------------------------|------|--|
| | | | | | Precaudal | Caudal | Total | | | | | right | left | |
| 166 | 32 | ♂ | 21 | VI | 24 | 33 | 57 | 14 | 4+15 | 3+15 | 18 | 9 | 9 | 4 |
| 167 | 31.3 | ♂ | — | VI | 24 | 33 | 57 | 14 | 4+15 | 3+13 | 18 | 8 | 9 | 5 |
| 168 | 26.3 | ♂ | 20 | VI | 25 | 32 | 57 | 13 | 4+16 | 3+15 | 18 | 10 | 9 | 3 |
| 169 | 28.8 | ♂ | — | VI | 25 | 32 | 57 | 13 | 4+15 | 3+14 | 18 | 9 | 9 | 3 |
| 170 | 29.6 | ♂ | 27 | VI | 24 | 33 | 57 | 14 | 4+14 | 3+15 | 19 | 9 | 9 | 4 |
| 171 | 28.4 | ♂ | 25 | VI | 24 | 33 | 57 | 14 | 4+15 | 3+15 | 18 | 9 | 9 | 4 |
| 172 | 27.5 | ♂ | — | VI | 25 | 33 | 58 | 13 | 4+16 | 3+16 | 17 | 9 | 9 | 4 |
| 173 | 29.1 | ♂ | 19 | VI | 24 | 33 | 57 | 14 | 4+14 | 3+15 | 18 | 9 | 9 | 4-5 |
| 174 | 28.8 | ♂ | 22 | VI | 25 | 32 | 57 | 14 | 5+15 | 3+16 | 18 | 9 | 9 | 4 |
| 175 | 27.9 | ♂ | 25 | VI | 25 | 32 | 57 | 14 | 4+15 | 3+15 | 17 | 9 | 9 | 3 |
| 176 | 32.7 | ♂ | 20 | V | 26 | 31 | 57 | 14 | 4+17 | 3+15 | 17 | 9 | 9 | 6 |
| 177 | 33.6 | ♂ | 32 | VI | 25 | 32 | 57 | 13 | 4+16 | 3+15 | 17 | 9 | 9 | 6 |
| 178 | 31.5 | ♂ | 28 | VI | 25 | 33 | 58 | 14 | 4+15 | 3+17 | 19 | 9 | 9 | 4 |
| 179 | 29.7 | ♂ | 24 | VI | 25 | 32 | 57 | 13 | 4+16 | 3+16 | 20 | 9 | 10 | 3 |
| 180 | 28.7 | ♂ | 25 | VI | 24 | 34 | 58 | 13 | 4+16 | 2+16 | 17 | 9 | 9 | 4 |

C. Herrings from Kongshavn, the Faroes. August 16, 1919. Maturity I—II.

| No. | Length cm | Sex | Breadth of Gonade mm | Maturity | Vertebrae | | | Keeled Scales K ₂ | Rays in dorsal fin | Rays in anal fin | Rays in ventral fins | | No. of winter-rings in scales approxim. |
|-----|--------------|-----|-------------------------------|----------|-----------|--------|-------|------------------------------------|--------------------------|------------------------|-------------------------|------|--|
| | | | | | Precaudal | Caudal | Total | | | | right | left | |
| 1 | 25.4 | ♂ | 2 | I | 24 | 34 | 58 | 14 | 4+15 | 3+16 | 8 | 8 | 2 |
| 2 | 26.8 | ♂ | 5 | I—II | 25 | 32 | 57 | 13 | 4+15 | 3+15 | 9 | 9 | 3 |
| 3 | 27.1 | ♂ | 3 | I | 25 | 33 | 58 | 14 | 5+16 | 3+15 | 9 | 9 | 2 |
| 4 | 25.4 | ♂ | 3 | I | 25 | 32 | 57 | 14 | 5+16 | 3+15 | 9 | 9 | 3 |
| 5 | 27.1 | ♂ | 4 | I—II | 25 | 33 | 58 | 14 | 4+15 | 3+16 | 9 | 9 | 3 |
| 6 | 25 | ♂ | 4 | I | 24 | 32 | 56 | 13 | 4+15 | 3+14 | 9 | 9 | 3 |
| 7 | 21.2 | ♂ | 2 | I | 25 | 32 | 57 | 13 | 4+15 | 3+16 | 9 | 9 | 1 |
| 8 | 26.2 | ♂ | 4 | I | 24 | 32 | 56 | 13 | 4+15 | 3+16 | 8 | 8 | ? |
| 9 | 25.8 | ♂ | 4 | I | 23 | 34 | 57 | 14 | 4+14 | 3+15 | 9 | 9 | 2 |
| 10 | 25.7 | ♂ | 3 | I | 24 | 33 | 57 | 13 | 5+14 | 3+15 | 9 | 8 | 2 |
| 11 | 27.1 | ♂ | 5 | I—II | 24 | 32 | 56 | 13 | 4+16 | 3+15 | 8 | 9 | 2 |
| 12 | 21.7 | ♂ | 2 | I | 24 | 32 | 56 | 14 | 5+15 | 3+16 | 9 | 9 | 1 |
| 13 | 26.5 | ♂ | 4 | I | 26 | 31 | 57 | 15 | 5+15 | 3+16 | 9 | 9 | 2 |
| 14 | 26.6 | ♂ | 3 | I | 24 | 33 | 57 | 14 | 4+15 | 3+16 | 9 | 9 | 2 |
| 15 | 20.3 | ♂ | 2 | I | 25 | 31 | 56 | 14 | 5+15 | 3+14 | 9 | 9 | 1 |
| 16 | 21.4 | ♂ | 2 | I | 26 | 31 | 57 | 14 | 4+16 | 3+16 | 9 | 9 | 1 |
| 17 | 27.2 | ♂ | 4 | I | 23 | 33 | 56 | 14 | 4+15 | 3+15 | 9 | 9 | 2 |
| 18 | 26.8 | ♂ | 3 | I | 25 | 32 | 57 | 15 | 4+15 | 3+16 | 9 | 9 | 2 |
| 19 | 26.2 | ♂ | 4 | I | 24 | 33 | 57 | 14 | 4+15 | 3+16 | 8 | 9 | 2 |
| 20 | 25.1 | ♂ | 4 | I | 23 | 33 | 56 | 14 | 4+16 | 3+16 | 9 | 9 | 2 |
| 21 | 26.2 | ♂ | 3 | I | 25 | 31 | 56 | 14 | 5+15 | 3+16 | 9 | 9 | 2 |
| 22 | 25.2 | ♂ | 3 | I | 25 | 32 | 57 | 13 | 4+15 | 3+16 | 9 | 9 | 2 |
| 23 | 26 | ♂ | 5 | I—II | 26 | 31 | 57 | 13 | 4+15 | 3+15 | 9 | 9 | 2 |
| 24 | 25.5 | ♂ | 3 | I | 23 | 33 | 56 | 13 | 5+14 | 3+14 | 8 | 8 | 2 |
| 25 | 26.5 | ♂ | 3 | I | 24 | 33 | 57 | 13 | 4+15 | 3+15 | 9 | 9 | 2 |
| 26 | 22.3 | ♂ | 3 | I | 24 | 33 | 57 | 14 | 5+15 | 3+14 | 9 | 9 | 2 |
| 27 | 21.5 | ♂ | 2 | I | 24 | 33 | 57 | 14 | 4+15 | 3+15 | 9 | 9 | 1 |
| 28 | 21.5 | ♂ | 2 | I | 25 | 33 | 58 | 14 | 4+15 | 3+16 | 9 | 9 | 1 |
| 29 | 26 | ♂ | 3 | I | 23 | 34 | 57 | 14 | 4+15 | 3+15 | 9 | 9 | 2 |
| 30 | 27.5 | ♂ | 5 | I—II | 24 | 30 | 54 | 14 | 4+15 | 3+15 | 9 | 9 | 2 |
| 31 | 27.1 | ♂ | 5 | I | 25 | 32 | 57 | 15 | 4+15 | 3+16 | 9 | 9 | 2 |
| 32 | 26.3 | ♂ | 3 | I | 25 | 33 | 58 | 13 | 4+15 | 3+15 | 9 | 9 | 2-3 |
| 33 | 23.1 | ♂ | 2 | I | 24 | 33 | 57 | 13 | 5+14 | 3+14 | 9 | 9 | 1 |
| 34 | 25.1 | ♂ | 4 | I | 24 | 33 | 57 | 13 | 4+16 | 2+16 | 9 | 9 | 3 |
| 35 | 22.2 | ♂ | 2 | I | 24 | 33 | 57 | 14 | 4+15 | 3+15 | 9 | 9 | 2 |

| No. | Length cm | Sex | Breadth of Gonade mm | Maturity | Vertebrae | | | Keel Scales K ₂ | Rays in dorsal fin | Rays in anal fin | Rays in ventral fins | | No. of winter-rings in scales approxim. |
|-----|--------------|-----|-------------------------------|----------|-----------|--------|-------|----------------------------------|-----------------------|---------------------|-------------------------|------|--|
| | | | | | Precaudal | Caudal | Total | | | | right | left | |
| 36 | 21.1 | ♂ | 2 | I | 23 | 33 | 56 | 16 | 4+15 | 3+15 | 9 | 9 | (?) |
| 37 | 26.1 | ♂ | 3 | I | 25 | 33 | 58 | 14 | 4+15 | 3+16 | 9 | 9 | 2 |
| 38 | 26.7 | ♂ | 3 | I | 26 | 32 | 58 | 13 | 4+16 | 3+16 | 9 | 9 | 3 |
| 39 | 21.9 | ♂ | 2 | I | 24 | 34 | 58 | 15 | 4+16 | 3+16 | 9 | 9 | 1 |
| 40 | 21.6 | ♂ | 2 | I | 24 | 33 | 57 | 12 | 4+15 | 3+14 | 9 | 9 | 1 |
| 41 | 21.8 | ♂ | 2 | I | 23 | 33 | 56 | 14 | 5+15 | 2+14 | 9 | 9 | 1 |
| 42 | 25.5 | ♂ | 3 | I | 24 | 32 | 56 | 14 | 4+15 | 3+17 | 9 | 9 | 2 |
| 43 | 26.2 | ♂ | 4 | I | 25 | 32 | 57 | 14 | 4+16 | 3+15 | 9 | 9 | 2 |
| 44 | 25.9 | ♂ | 4 | I | 25 | 32 | 57 | 15 | 4+15 | 3+14 | 9 | 9 | 2 |
| 45 | 25.8 | ♂ | 4 | I | 25 | 32 | 57 | 13 | 5+15 | 3+16 | 9 | 9 | 2 |
| 46 | 21.6 | ♂ | 3 | I | 25 | 32 | 57 | 14 | 4+15 | 3+15 | 9 | 9 | 1 |
| 47 | 22 | ♂ | 3 | I | 24 | 33 | 57 | 14 | 5+15 | 3+16 | 9 | 9 | 2 |
| 48 | 22 | ♂ | 2 | I | 24 | 32 | 56 | 14 | 5+15 | 3+15 | 9 | 9 | 1 |
| 49 | 27.1 | ♂ | 3 | I | 23 | 34 | 57 | 13 | 5+14 | 3+15 | 9 | 9 | 2 |
| 50 | 26 | ♂ | 4 | I—II | 24 | 33 | 57 | 15 | 5+14 | 3+14 | 9 | 9 | 3 |
| 51 | 27.3 | ♂ | 4 | I | 24 | 33 | 57 | 14 | 4+16 | 2+16 | 9 | 9 | 2 |
| 52 | 21.5 | ♂ | 2 | I | 26 | 30 | 56 | 13 | 5+14 | 3+14 | 9 | 9 | 2 |
| 53 | 30.4 | ♂ | — | VII | 24 | 32 | 56 | 14 | 4+16 | 3+16 | 9 | 9 | (5) |
| 54 | 27.3 | ♂ | 5 | I—II | 25 | 32 | 57 | 14 | 4+15 | 3+16 | 9 | 9 | 3 |
| 55 | 25.3 | ♂ | 4 | I | 24 | 33 | 57 | 14 | 4+15 | 3+14 | 9 | 9 | 2 |
| 56 | 22.2 | ♂ | 3 | I | 25 | 31 | 56 | 12 | 4+15 | 2+15 | 9 | 9 | 2—3 |
| 57 | 26.6 | ♂ | 4 | I | 25 | 32 | 57 | 14 | 4+15 | 3+16 | 9 | 9 | 2 |
| 58 | 25.2 | ♂ | 3 | I | 24 | 34 | 58 | 14 | 5+14 | 3+15 | 9 | 9 | (?) |
| 59 | 22.2 | ♂ | 2 | I | 24 | 33 | 57 | 13 | 4+15 | 2+15 | 9 | 9 | 1 |
| 60 | 22.4 | ♂ | 3 | I | 23 | 34 | 57 | 14 | 4+16 | 3+14 | 9 | 9 | 1 |
| 61 | 27.4 | ♂ | 3 | I | 24 | 33 | 57 | 13 | 4+15 | 3+16 | 9 | 9 | 3 |
| 62 | 25.9 | ♂ | 3 | I | 25 | 32 | 57 | 14 | 4+15 | 3+14 | 9 | 9 | 2—3 |
| 63 | 26.2 | ♂ | 3 | I | 24 | 32 | 56 | 15 | 4+15 | 3+15 | 9 | 9 | (?) |
| 64 | 20.8 | ♂ | 2 | I | 26 | 31 | 57 | 14 | 5+15 | 3+16 | 9 | 9 | 1 |
| 65 | 25 | ♂ | 4 | I | 25 | 33 | 58 | 15 | 4+15 | 3+14 | 9 | 9 | (?) |
| 66 | 21.7 | ♂ | 2 | I | 24 | 34 | 58 | 13 | 4+16 | 3+15 | 9 | 9 | 1 |
| 67 | 27.2 | ♂ | 3 | I | 25 | 32 | 57 | 13 | 4+15 | 3+16 | 9 | 9 | 3 |
| 68 | 25.9 | ♂ | 4 | I | 24 | 32 | 56 | 14 | 4+16 | 3+15 | 9 | 9 | 2 |
| 69 | 27.3 | ♂ | 5 | I—II | 25 | 32 | 57 | 14 | 4+15 | 3+15 | 9 | 9 | 2 |
| 70 | 22.1 | ♂ | 3 | I | 24 | 33 | 57 | 16 | 4+15 | 2+15 | 9 | 9 | 2 |
| 71 | 22.1 | ♂ | 2 | I | 22 | 31 | 53 | 14 | 5+15 | 2+15 | 9 | 9 | (?) |
| 72 | 26.5 | ♂ | 4 | I | 25 | 32 | 57 | 13 | 4+15 | 3+16 | 8 | 8 | 2 |
| 73 | 21.5 | ♂ | 2 | I | 24 | 33 | 57 | 13 | 4+15 | 3+15 | 9 | 9 | 1 |
| 74 | 26.5 | ♂ | 5 | I—II | 25 | 32 | 57 | 14 | 4+16 | 3+16 | 9 | 9 | 2 |
| 75 | 26 | ♂ | 5 | II | 25 | 32 | 57 | 13 | 5+14 | 3+15 | 8 | 9 | 3 |
| 76 | 21.3 | ♂ | 2 | I | 25 | 32 | 57 | 14 | 4+15 | 3+14 | 9 | 9 | 1 |
| 77 | 25.6 | ♂ | 3 | I | 25 | 32 | 57 | 14 | 5+15 | 3+15 | 9 | 9 | 2 |
| 78 | 21.3 | ♂ | 2 | I | 24 | 33 | 57 | 12 | 4+15 | 3+15 | 9 | 9 | 2 |
| 79 | 23 | ♂ | 2 | I | 24 | 34 | 58 | 14 | 4+15 | 3+15 | 9 | 9 | (1?) |
| 80 | 25.4 | ♂ | 3 | I | 24 | 33 | 57 | 14 | 4+16 | 3+14 | 9 | 9 | 2 |
| 81 | 26.3 | ♂ | 3 | I | 24 | 34 | 58 | 14 | 4+14 | 3+15 | 9 | 8 | 2 |
| 82 | 22 | ♂ | 2 | I | 24 | 32 | 56 | 15 | 4+16 | 3+16 | 9 | 9 | 1 |
| 83 | 27.6 | ♂ | 4 | I | 24 | 33 | 57 | 15 | 4+16 | 3+16 | 9 | 9 | 3 |
| 84 | 25.8 | ♂ | 3 | I | 26 | 32 | 58 | 14 | 4+16 | 3+14 | 9 | 9 | (?) |
| 85 | 26.1 | ♂ | 4 | I | 24 | 33 | 57 | 14 | 5+15 | 3+15 | 9 | 9 | 2 |
| 86 | 21.6 | ♂ | 3 | I | 24 | 33 | 57 | 16 | 4+16 | 3+15 | 9 | 9 | 1 |
| 87 | 26.6 | ♂ | 3 | I | 23 | 34 | 57 | 13 | 5+16 | 3+17 | 9 | 9 | 3 |
| 88 | 21.7 | ♂ | 2 | I | 25 | 32 | 57 | 13 | 5+14 | 3+15 | 9 | 9 | 2 |
| 89 | 22.4 | ♂ | 3 | I | 25 | 31 | 56 | 14 | 4+15 | 3+15 | 9 | 9 | 2 |
| 90 | 28 | ♂ | 6 | I—II | 25 | 33 | 58 | 14 | 5+14 | 3+15 | 9 | 9 | 4 |
| 91 | 20.7 | ♂ | 3 | I | 22 | 35 | 57 | 14 | 5+15 | 3+15 | 8 | 8 | 1 |
| 92 | 27.4 | ♂ | 5 | II | 23 | 33 | 56 | 14 | 4+15 | 3+15 | 9 | 9 | 3 |
| 93 | 28.4 | ♂ | 4 | III | 24 | 34 | 58 | 13 | 5+15 | 3+14 | 9 | 9 | 3 |
| 94 | 26.5 | ♂ | 6 | II | 24 | 33 | 57 | 14 | 5+14 | 3+15 | 9 | 9 | 3 |

| No. | Length cm | Sex | Breadth of Gonade mm | Maturity | Vertebrae | | | Keeled Scales K ₂ | Rays in dorsal fin | Rays in anal fin | Rays in ventral fins | | No. of winter-rings in scales approxim. |
|-----|--------------|-----|-------------------------------|----------|-----------|--------|-------|------------------------------------|-----------------------|---------------------|-------------------------|------|--|
| | | | | | Precaudal | Caudal | Total | | | | right | left | |
| 95 | 27.8 | ♂ | 6 | I-II | 23 | 34 | 57 | 14 | 4+15 | 3+15 | 8 | 8 | 2-3 |
| 96 | 27.5 | ♂ | 5 | I-II | 23 | 34 | 57 | 14 | 5+15 | 3+16 | 9 | 9 | 4 |
| 97 | 27.1 | ♂ | 6 | II | 25 | 30 | 55 | 14 | 4+16 | 3+15 | 9 | 9 | 2 |
| 98 | 22 | ♂ | 2 | I | 24 | 33 | 57 | 15 | 4+15 | 3+14 | 9 | 9 | ? |
| 99 | 26.4 | ♂ | 4 | I | 23 | 34 | 57 | 15 | 4+15 | 3+15 | 9 | 8 | 2-3 |
| 100 | 27.1 | ♂ | 4 | I-II | 25 | 32 | 57 | 14 | 4+16 | 3+15 | 9 | 9 | 2 |
| 101 | 21.6 | ♂ | 2 | I | 25 | 31 | 56 | 15 | 4+15 | 3+15 | 9 | 9 | ? |
| 102 | 26.6 | ♂ | 4 | I | 24 | 34 | 58 | 14 | 4+16 | 3+15 | 9 | 8 | 2 |
| 103 | 21.6 | ♂ | 2 | I | 26 | 32 | 58 | 15 | 4+16 | 3+15 | 9 | 9 | 1-2 |
| 104 | 25.3 | ♂ | 5 | I-II | 26 | 31 | 57 | 13 | 4+15 | 3+16 | 9 | 9 | 2 |
| 105 | 21.2 | ♂ | 2 | I | 24 | 33 | 57 | 12 | 4+15 | 3+16 | 9 | 9 | 2 |
| 106 | 26.2 | ♂ | 4 | I-II | 25 | 33 | 58 | 14 | 4+16 | 3+16 | 9 | 9 | 3 |
| 107 | 27.5 | ♂ | 5 | I-II | 24 | 34 | 58 | 12 | 4+16 | 3+16 | 9 | 9 | 2 |
| 108 | 27.1 | ♂ | 5 | I-II | 25 | 32 | 57 | 14 | 4+15 | 3+16 | 9 | 9 | 2 |
| 109 | 26 | ♂ | 4 | I-II | 25 | 32 | 57 | 15 | 4+15 | 3+15 | 8 | 8 | 2 |
| 110 | 26 | ♂ | 3 | I | 24 | 33 | 57 | 14 | 4+15 | 3+16 | 9 | 9 | 3 |
| 111 | 21.8 | ♂ | 2 | I | 24 | 33 | 57 | 15 | 5+15 | 3+15 | 9 | 9 | 1 |
| 112 | 24.2 | ♂ | 3 | I | 24 | 32 | 56 | 13 | 4+15 | 3+15 | 9 | 9 | 2 |
| 113 | 22 | ♂ | 2 | I | 25 | 32 | 57 | 13 | 5+15 | 3+14 | 9 | 9 | 1 |
| 114 | 21.9 | ♂ | 2 | I | 24 | 33 | 57 | 14 | 4+16 | 3+14 | 9 | 9 | 1 |
| 115 | 27.4 | ♂ | 4 | I-II | 24 | 33 | 57 | 13 | 5+14 | 3+14 | 9 | 9 | 2 |
| 116 | 26.9 | ♂ | 4 | I-II | 25 | 31 | 56 | 14 | 5+14 | 3+15 | 9 | 9 | 3 |
| 117 | 26.6 | ♂ | 3 | I | 25 | 32 | 57 | 14 | 4+16 | 3+15 | 9 | 9 | 3 |
| 118 | 25.5 | ♂ | 3 | I | 25 | 31 | 56 | 13 | 4+15 | 3+15 | 9 | 8 | 2 |
| 119 | 27.2 | ♂ | 5 | I-II | 25 | 33 | 58 | 13 | 4+15 | 3+15 | 9 | 9 | 3 |
| 120 | 26.3 | ♂ | 4 | I-II | 25 | 32 | 57 | 13 | 5+15 | 3+15 | 9 | 9 | 3 |
| 121 | 25.2 | ♂ | 4 | I-II | 24 | 32 | 56 | 15 | 4+15 | 3+14 | 9 | 9 | 2 |
| 122 | 27.0 | ♂ | 4 | I | 25 | 33 | 58 | 13 | 5+14 | — | 9 | 9 | 2 |
| 123 | 21.6 | ♂ | 2 | I | 24 | 33 | 57 | 14 | 4+16 | 3+15 | 9 | 9 | 1-2 |
| 124 | 20.9 | ♂ | 3 | I | 24 | 33 | 57 | 13 | 4+15 | 3+16 | 9 | 9 | 1 |

ENGLISH RESUMÉ.

1. The summer-spawning Icelandic herring is a very large sea herring, which attains a similar size as the Atlanto-Scandian spring herring. At the age of 7 years it has an average length of ca. 33 cm, and at the age of 10 years an average length of ca. 36 cm. It reaches maturity as a rule at the age of 4—6 years and has at this time a length of 25—30 cm.
2. The conception »race« in Heinckes meaning of the word must be modified since it appears that real differences in the individually constant characters may occur between various age groups of specimens spawning on the same spot and at the same time.

It is probable that such real differences occur for all the characters investigated, but some characters are obviously more constant than others. In the material at hand from Eldey Bank and Drangar the following characters have been the most constant:

Total number of vertebrae.

Total number of anal fin rays.

Number of unbranched anal fin rays.

Number of branched anal fin rays.

The greatest difference between the various age groups has for these characters been smaller than the standard deviation of the difference taken $1\frac{1}{2}$ times.

The following characters have been the most variable.

Number of keeled scales (K_2).

Number of ventral fin rays.

Number of pectoral fin rays.

The greatest difference between the various age groups has for these characters been more than 3 times as great as the standard deviation of the difference, and it has had a numerical value from 0.27 to 0.57.

For the characters below the highest difference observed between the age groups has been 1.5—3 times as high as the standard deviation of the difference:

Number of precaudal vertebrae

Number of caudal vertebrae

Total number of dorsal fin rays

Number of unbranched dorsal fin rays

Number of branched dorsal fin rays.

3. The differences found between various age groups of specimens spawning on the same spot and at the same time are not so great that they make the conception »race« illusory in the case of the herring. But extensive investigations are needed in order to procure information about the magnitude of the differences of this kind in many different localities at various times.
4. The summer-spawning Icelandic herring differs from the Atlanto-Scandian spring herring:
 - By a lower average number of vertebrae (vert. S.).
 - » » » » » » » caudal vertebrae
 - » » relatively higher average number of precaudal vertebrae
 - As a rule by a lower number of keeled scales (K_2).
 - » » » » » » » dorsal fin rays.
5. The Icelandic summer herring occurs in abundance at the southwest coasts of Iceland and is there the object of an important fishery (Fig. 4 p. 22). It is not known yet whether it undertakes extensive migrations after the spawning to the waters north and east of Iceland.
6. A summer-spawning herring, which is still very little known, occurs at the Faroes. There is reason to suppose that we have had this herring before us in a sample of young herrings captured at Kongs-havn in August 1919. This young herring resembles very much the Icelandic summer herring, but it can however be distinguished by a somewhat lower number of precaudal vertebrae and unbranched anal fin rays, and a somewhat higher number of unbranched dorsal fin rays.
7. The Icelandic summer herring has a higher number of precaudal vertebrae and a lower number of keeled scales (K_2) than all the other summer- or autumn-spawning sea herrings, with a more southernly or easternly distribution, which have been previously examined.

DANSK RESUMÉ.

1. Den sommergydende islandske Sild er en meget stor Havsild, der opnaar en lignende Størrelse som den atlanto-skandiske Foraarsild. I 7-Aars Alderen har den en Gennemsnitslængde af ca. 33 cm og i 10 Aars Alderen en Gennemsnitslængde af ca. 36 cm. Den opnaar i Reglen Kønsmodenheden i 4—6 Aars Alderen og har da en Længde af ca. 25—30 cm.
2. Begrebet »Race« i Heinckes Betydning af Ordet maa undergaa en Modification. Det viser sig nemlig, at der kan optræde virkelige Forskelligheder i de individuelt konstante Karakterer mellem forskellige Aargange af Individer, der yngler paa samme Sted og paa samme Tid. Det er sandsynligt, at saadanne Forskelligheder forekomme for alle de undersøgte Karakterer, men nogle Karakterer er tydeligvis mere konstante end andre. I det undersøgte Materiale af sommergydende Sild fra Eldey Bank og Drangar har følgende Karakterer været mest konstante:

Totalantal af Hvirvler,
Totalantal af Analfinnestraaler,
Antal af ugrenede Analfinnestraaler,
Antal af grenede Analfinnestraaler.

Den højeste Differens mellem de forskellige Aldersklasser har for disse Karakterer været mindre end $1\frac{1}{2}$ Gang Middelfejlen paa Differensen.

De mest variable Karakterer har været følgende:

Antal af Kølskæl (K_2),
Antal af Bugfinnestraaler,
Antal af Brystfinnestraaler.

Den højeste Differens mellem de forskellige Aldersklasser har for disse Karakterer været mere end 3 Gange saa stor som Middelfejlen paa Differensen og har haft en numerisk Værdi mellem 0.27 og 0.57.

For følgende Karakterer har den højeste fundne Differens mellem de forskellige Aldersklasser været mellem 1.5 og 3 Gange saa høj som Middelfejlen paa Differensen:

Antal af præcaudale Hvirvler,
Antal af caudale Hvirvler,
Totalantal af Dorsalfinnestraaler,
Antal af ugrenede Dorsalfinnestraaler,
Antal af grenede Dorsalfinnestraaler.

3. De fundne Forskelligheder mellem de forskellige Aargange af Individer ynglende paa samme Sted og paa samme Tid er ikke saa store, at de gør Racebegrebet illusorisk for Sildens Vedkommende. Men der kræves fortsatte indgaaende Undersøgelser for at skaffe Oplysning om, hvor store Forskellighederne af denne Art kan være paa mange forskellige Steder og til forskellige Tider.
4. Den sommergydende islandske Sild adskiller sig fra den atlanto-skandiske Foraarsild
 1. ved et lavere Gennemsnitstal af Hvirvler (Vert. S.),
 2. — — — — — caudale Hvirvler,
 3. ved et relativt højere Gennemsnitstal af præcaudale Hvirvler,
 4. i Reglen ved et lavere Antal af Kølskæl (K_2),
 5. i Reglen ved et lavere Antal af Dorsalfinnestraaler.

5. Den islandske Sommersild optræder i stor Mængde ved Islands sydvestlige og vestlige Kyster og er her Genstand for et vigtigt Fiskeri. Om den ligesom Foraarsilden efter Gydningen foretager omfattende Vandringer til Farvandene Nord og Øst for Island, er endnu ikke oplyst.
6. Der optræder ved Færøerne en sommergydende Sild, der endnu kun er lidet kendt. Der er Grund til at antage, at jeg har haft denne Sild for mig i en Prøve af Uingsild fanget ved Kongshavn i August 1919. Denne Uingsild slutter sig nær til den islandske Sommersild, men den kan dog adskilles fra denne ved et lidt lavere Antal af præcaudale Hvirvler og af ugrene Analfinnestraaler og et lidt højere Antal af ugrene Dorsalfinnestraaler.
7. Den islandske Sommersild har et større Antal præcaudale Hvirvler og et ringere Antal af Kølskæl (K_2) end alle andre hidtil kendte sommer- og efteraarsgydende Haysild med sydligere eller østligere Udbredelse.

MEDDELELSER FRA KOMMISSIONEN FOR HAVUNDERSØGELSER.

Serie: Fiskeri.

- | | |
|--|---|
| <p>Bd. I, Nr. 1 C. G. JOH. PETERSEN: On the larval and post-larval stages of the Long Rough Dab and the Genus <i>Pleuronectes</i>. 2 Plates. 1904. 13 p. Kr. 1.00.</p> <p>» I, » 2 A. C. JOHANSEN: Contributions to the biology of the Plaice with special regard to the Danish Plaice-Fishery I. 12 Plates. 1905. 70 p. Kr. 5.25</p> <p>» I, » 3 JOHS. SCHMIDT: On pelagic post-larval Halibut. (<i>Hippoglossus vulgaris</i> Flem. and <i>H. hippoglossoides</i> Walb.) 1 Plate. 1904. 13 p. Kr. 0.75.</p> <p>» I, » 4 JOHS. SCHMIDT: De atlantiske Torskeartere (<i>Gadus</i>-Slægtens) pelagiske Yngel i de post-larvale Stadier. Med 3 Tavler og 16 Figurer. 1905. 74 S. Kr. 3.00.</p> <p>» I, » 4 JOHS. SCHMIDT: The pelagic post-larval stages of the Atlantic Species of <i>Gadus</i>. A Monograph with 3 Plates and 16 Figures in the Text. 1905. 77 p. Kr. 3.00.</p> <p>» I, » 5 C. G. JOH. PETERSEN: Larval Eels. (<i>Leptocephalus brevirostris</i>) of the Atlantic coasts of Europe. 1905. 5 p.</p> <p>» I, » 6 A. C. JOHANSEN: Remarks on the life history of the young post-larval Eel (<i>Anguilla vulgaris</i> Turt.) 1904. 9 p. Kr. 0.50.</p> <p>» I, » 7 ADOLF SEV. JENSEN: On fish-otoliths in the bottom-deposits of the Sea. I. Otoliths of the <i>Gadus</i>-Species deposited in the Polar Deep. 4 Fig. 1905. 14 p. Kr. 0.50.</p> <p>» I, » 8 JOHS. SCHMIDT: On the larval and post-larval stages of the Torsk (<i>Brosmius brosme</i> [Ascan]). 1 Plate. 1905. 12 p. Kr. 0.75.</p> <p>» II, » 1 C. G. JOH. PETERSEN: On the larval and post-larval stages of some <i>Pleuronectidæ</i> (<i>Pleuronectes</i>, <i>Zeugopterus</i>.) 1 Pl. 1906. 10 p. Kr. 0.50.</p> <p>» II, » 2 JOHS. SCHMIDT: The pelagic post-larval stages of the Atlantic species of <i>Gadus</i>. A monograph. Part II. 1 Pl. 1906. 20 p. Kr. 1.00.</p> <p>» II, » 3 JOHS. SCHMIDT: On the pelagic post-larval stages of the Lings (<i>Molva molva</i> [Linné] and <i>Molva byrkelange</i> [Walbaum]). With 1 Pl. and 3 Figures. 1906. 16 p. Kr. 0.75.</p> <p>» II, » 4 JOHS. SCHMIDT: On the larval and post-larval development of the Argentines (<i>Argentina silus</i> [Ascan.] and <i>Argentina sphyræna</i> [Linné]) with some Notes on <i>Mallotus villosus</i> [O. F. Müller]. 2 Pl. 1906. 20 p. Kr. 1.50.</p> <p>» II, » 5 A. C. JOHANSEN: Contributions to the biology of the Plaice with special regard to the Danish Plaice-Fishery. II. The marking and transplantation experiments with Plaice in the years 1903—06. 9 Pl. and 10 Figures. 1907. 122 p. Kr. 5.25.</p> | <p>Bd. II, Nr. 6 JOHS. SCHMIDT: Marking experiments on Plaice and Cod in Icelandic waters. 2 Charts. 23 p.</p> <p>» II, » 7 JOHS. SCHMIDT: On the post-larval development of the Hake (<i>Merluccius vulgaris</i> Flem.) 1 Pl., 4 Figures. 1907. 10 p. Kr. 1.75.</p> <p>» II, » 8 JOHS. SCHMIDT: On the post-larval development of some North Atlantic Gadoids (<i>Raniceps raninus</i> [Linné] and <i>Molva elongata</i> [Risso]). 1 Pl. and 1 Fig. 1907. 14 p. Kr. 0.75.</p> <p>» II, » 9 JOHS. SCHMIDT: On the post-larval stages of the John Dory (<i>Zeus Faber</i> L.) and some other Acanthopterygian Fishes. 1 Plate. 1908. 12 p. Kr. 0.75.</p> <p>» III, » 1 C. G. JOH. PETERSEN: On the larval and post-larval stages of some <i>Pleuronectidæ</i> (<i>Zeugopterus</i>, <i>Arnoglossus</i>, <i>Solea</i>.) 2 Plates. 1909. 18 p. Kr. 1.25.</p> <p>» III, » 2 J. P. JACOBSEN and A. C. JOHANSEN: Remarks on the changes in specific gravity of pelagic fish eggs and the transportation of same in Danish waters. 2 Figures. 1908. 24 p. Kr. 0.75.</p> <p>» III, » 3 JOHS. SCHMIDT: Remarks on the metamorphosis and distribution of the larvae of the Eel (<i>Anguilla vulgaris</i> Turt.) 1 Pl. and 1 Chart. 1909. 17 p. Kr. 1.00.</p> <p>» III, » 4 A. C. JOHANSEN: Contributions to the biology of the Plaice with special regard to the Danish Plaice-Fishery. III. On the variation in frequency of young Plaice in Danish waters in 1902—07. 12 Figures. 1908. 48 p. Kr. 1.50.</p> <p>» III, » 5 A. C. JOHANSEN: Do. do. do. IV. Is the Plaice indigenous to the true Baltic? 2 Fig. 1908. 23 p. Kr. 0.75.</p> <p>» III, » 6 JOHS. SCHMIDT: On the occurrence of <i>Leptocephali</i> (Larval <i>Muraenoids</i>) in the Atlantic W. of Europe. 2 Pl. & 1 Chart. 1909. 19 p. Kr. 1.50.</p> <p>» III, » 7 JOHS. SCHMIDT: On the distribution of the fresh-water Eels (<i>Anguilla</i>) throughout the world. I. Atlantic Ocean and adjacent regions. A bio-geographical investigation. 1 Chart. 1909. 45 p. Kr. 1.75.</p> <p>» III, » 8 A. C. JOHANSEN: Bericht über die dänischen Untersuchungen über die Schollenfischerei und den Schollenbestand in der östlichen Nordsee, dem Skagerak und dem nördlichen Kattegat. Mit 10 Figuren im Text. 1910. 142 S. Kr. 4.50.</p> <p>» IV, » 1 A. C. JOHANSEN: Contributions to the biology of the Plaice with special regard to the Danish Plaice-Fishery. V. The supposed migrations of plaice from the Kattegat and Belt Sea to the true Baltic. 5 Figures. 1912. 34 p. Kr. 1.25.</p> |
|--|---|

- Bd. IV, Nr. 2 JOHS. SCHMIDT: On the identification of Muræoid larvae, in their early (»Preleptocephaline«) stages. 1 Plate. 1913. 14 p. Kr. 0.75.
- » IV, » 3 A. STRUBBERG: The metamorphosis of elvers as influenced by outward conditions. Some experiments. 1913. 11 p. Kr. 0.50.
- » IV, » 4 A. C. JOHANSEN: Contributions to the biology of the Plaice with special regard to the Danish Plaice-Fishery. VI. On the immigration of plaice to the coastal grounds and fiords on the west coast of Jutland. 1913. 26 p. Kr. 1.00.
- » IV, » 5 P. L. KRAMP: Report on the fish eggs and larvæ collected by the Danish research steamer »Thor« in the Langelandsbelt in 1909. With 6 Figures in the text. 1913. 39 p. Kr. 1.25.
- » IV, » 6 BJARNI SÆMUNDSSON: Continued marking experiments on plaice and cod in Icelandic waters. 7 Fig. 1913. 35 p. Kr. 1.25.
- » IV, » 7 JOHS. SCHMIDT: On the classification of the freshwater Eels (*Anguilla*). 1915. 19 p. Kr. 0.75.
- » IV, » 8 Ö. WINGE: On the value of the rings in the scales of the Cod as a means of age determination. Illustrated by marking experiments. 1915. 21 p. Kr. 0.75.
- » IV, » 9 A. C. JOHANSEN: Contributions to the biology of the Plaice with special regard to the Danish Plaice-Fishery. VII. Marking experiments with Plaice in the North Sea off the west coast of Jutland during the years 1906—1912. With supplementary observations on the previous Danish experiments. 27 Fig. 1915. 60 p. Kr. 2.00.
- » V, » 1 JOHS. SCHMIDT: Marking experiments with Turtles in the Danish West Indies. With 5 Tables and 11 Fig. 1916. 26 p. Kr. 1.00.
- » V, » 2 A. C. STRUBBERG: Marking Experiments with cod at the Færoes. 24 Fig. 1916. 126 p. Kr. 4.00.
- » V, » 3 A. C. JOHANSEN: Marking Experiments with Sole (*Solea vulgaris* Quensel) and Turbot (*Rhombus maximus* L.) in the Kattegat and Baltic Waters: 4 Fig. 1916. 18 p. Kr. 0.50.
- » V, » 4 JOHS. SCHMIDT: On the early larval stages of the Fresh-Water Eels (*Anguilla*) and some other North Atlantic Muræoids. 4 Plates and 14 Fig. 1916. 20 p. Kr. 1.75.
- » V, » 5 P. JESPERSEN: Contributions to the Life-History of the North Atlantic Halibut (*Hippoglossus vulgaris* Flem.) 1 Plate and 16 Fig. 1917. 32 p. Kr. 1.50.
- » V, » 6 A. C. STRUBBERG: Marking Experiments with Plaice and Lemon Soles at the Færoes in 1910—12. 28 Fig. 1918. 64 p. Kr. 2.25.
- » V, » 7 JOHS. SCHMIDT: Stations in the Atlantic, etc. 1911—15. With two Charts and introductory remarks. 1919. 27 p. Kr. 1.50.
- » V, » 8 A. C. JOHANSEN: On the large spring-spawning Sea Herring (*Clupea harengus* L.) in the north-west European waters. 14 Fig. 1919. 56 p. Kr. 1.75.
- » V, » 9 A. C. JOHANSEN and KIRSTINE SMITH: Investigations as to the effect of the restriction on fishing during the war on the plaice of the eastern North Sea. 10 Fig. 1919. 53 p. Kr. 1.75.

- Bd. VI, Nr. 1 P. JESPERSEN: On the occurrence of the post-larval stages of the Herring and the »Lodde« (*Clupea harengus* L., and *Mallotus villosus* O. F. M.) at Iceland and the Færoes. 1920. 10 Fig. 24 p. Kr. 1.25.
- » VI, » 2 KIRSTINE SMITH: Danish Investigations of Plaice from the North Sea July 1919—July 1920. 2 Fig. 1921. 68 p. Kr. 4.75.

Serie: Hydrografi.

- Bd. I, Nr. 1 (MARTIN KNUDSEN: On the organisation of the Danish hydrographic researches. 1904. 7 p.
- » I, » 2 H. J. HANSEN: Experimental determination of the relation between the freezing point of sea-water and its specific gravity at 0°C. 1904. 10 p.
- » I, » 3 N. BJERRUM: On the determination of Chlorine in sea-water and examination of the accuracy with which Knudsen's pipette measures a volume of sea-water. 1904. 11 p. Kr. 1.25.
- » I, » 4 J. N. NIELSEN: Hydrography of the waters by the Faroe Islands and Iceland during the cruises of the Danish research steamer "Thor" in the summer 1903. 8 Plates. 1904. 29 p.
- » I, » 5 NIELS BJERRUM: On the determination of Oxygen in sea-water. 1904. 13 p. Kr. 3.50.
- » I, » 6 MARTIN KNUDSEN: Contribution to the Hydrography of the North Atlantic Ocean. 21 Plates. 13 p. Kr. 5.75.
- » I, » 7 J. N. NIELSEN: Contributions to the Hydrography of the waters north of Iceland. 2 Plates 28 p.
- » I, » 8 J. P. JACOBSEN: Die Löslichkeit von Sauerstoff im Meerwasser durch Winklers Titrimethode bestimmt. 1905. 13 S. Kr. 2.00.
- » I, » 9 J. N. NIELSEN: Contribution to the Hydrography of the north-eastern part of the Atlantic Ocean. 3 Plates. 1907. 25 p. Kr. 1.75.
- » I, » 10 J. P. JACOBSEN: Mittelwerte von Temperatur und Salzgehalt. Bearbeitet nach hydrographischen Beobachtungen in dänischen Gewässern 1880—1907. 11 Tafeln. 1908. 28 S. Kr. 3.50.
- » I, » 11 J. N. NIELSEN: Contribution to the understanding of the currents in the northern part of the Atlantic Ocean. 1 Plate. 1908. 15 p. Kr. 0.75.
- » I, » 12 J. P. JACOBSEN: Der Sauerstoffgehalt des Meereswassers in den dänischen Gewässern innerhalb Skagens. 5 Tafeln. 1908. 23 S. Kr. 2.00.
- » I, » 13 KIRSTINE SMITH: Gezeitenstroeme bei den Feuerschiffen Vyl und Horns Rev. Mit 4 Textfiguren. 1910. 23 S. Kr. 0.75.
- » I, » 14 J. P. JACOBSEN: Gezeitenstroeme und resultierende Stroeme im Grossen Belt in verschiedenen Tiefen im Monat Juni 1909. Mit 7 Figuren im Text. 1910. 19 S. Kr. 0.75.
- » II, » 1 MARTIN KNUDSEN: Danish hydrographical investigations at the Faroe Islands in the spring of 1910. 2 Plates. 1911. 17 p. Kr. 1.00.

- Bd. II, Nr. 2 J. P. JACOBSEN: Beitrag zur Hydrographie der dänischen Gewässer. 17 Textfiguren, 14 Tafeln. 1913. 94 S. Kr. 6.50.
- » II, » 3 J. P. JACOBSEN: Strommessungen in der Tiefe in dänischen Gewässern in den Jahren 1909—1910 und 1911. Mittlere Werte des Stroms und Konstanten der Gezeitenbewegung 1913. 43 S. Kr. 1.25.
- » II, » 4 J. P. JACOBSEN: Hydrographical investigations in Faeroe Waters in 1913. 15 Fig. 1915. 47 p. Kr. 1.50.
- » II, » 5 J. P. JACOBSEN: Contribution to the Hydrography of the Atlantic. 7 Fig. 8 diagrams. 1916. 24 p. Kr. 0.75.
- » II, » 6 TH. P. FUNDER: Hydrographic investigations from the Danish School Ship »Viking« in the Southern Atlantic and Pacific in 1913—14. 1916. 28 p. Kr. 1.00.
- » II, » 7 J. P. JACOBSEN: Hydrographische Untersuchungen im Randers Fjord (Jylland). 1918. 46 S. Kr. 2.50.

Serie: Plankton.

- Bd. I, Nr. 1 OVE PAULSEN: Plankton-Investigations in the waters round Iceland in 1903. 2 Maps. 1904. 41 p.
- » I, » 2 C. H. OSTENFELD: On two new marine species of Heliozoa occurring in the Plankton of the North Sea and the Skager Rak. 1904. 5 p. Kr. 2.00.
- » I, » 3 OVE PAULSEN: On some Peridineæ and Plankton-Diatoms. 1905. 7 p. Kr. 0.25.
- » I, » 4 OVE PAULSEN: Studies on the biology of *Calanus finmarchicus* in the waters round Iceland. 3 Plates. 1906. 21 p. Kr. 1.75.

- Bd. I, Nr. 5 OVE PAULSEN: The Peridinales of the Danish Waters. 1907. 26 p. Kr. 0.75.
- » I, » 6 C. H. OSTENFELD: On the immigration of *Biddulphia sinensis* Grev. and its occurrence in the North Sea during 1903—07 and on its use for the study of the direction and rate of flow of the currents. 4 Charts and 5 Text-Figures. 1908. 44 p. Kr. 2.50.
- » I, » 7 AUG. BRINKMANN: Vorkommen und Verbreitung einer Planktonturbellarie *Alaurina composita* Mecz. in dänischen Gewässern. 12 Figuren und 1 Karte. 1909. 15 S. Kr. 0.50.
- » I, » 8 OVE PAULSEN: Plankton investigations in the waters round Iceland and in the North Atlantic in 1904. 9 Figures. 1909. 57 p. Kr. 1.75.
- » I, » 9 ANDREAS OTTERSTRØM: Beobachtungen über die senkrechten Wanderungen des Mysisbestandes in der Ostsee bei Bornholm in den Sommermonaten 1906 und 1907. 1 Fig. 1910. 10 S. Kr. 0.25.
- » I, » 10 C. H. OSTENFELD: A revision of the marine species of *Chætoceras* Ehbg. Sect. *Simplicia* Ostf. With 24 Figures in the text. 11 p.
- » I, » 11 J. P. JACOBSEN and OVE PAULSEN: A new apparatus for measuring the volume of plankton samples by displacement. 6 p. 1912. Kr. 0.50.
- » I, » 12 P. L. KRAMP: Medusæ, Ctenophora and Chætognathi. From the Great Belt and the Kattegat in 1909. 1915. 20 p. Kr. 0.75.
- » I, » 13 OVE PAULSEN: Plankton and other biological investigations in the Sea around the Færoes in 1913. 6 Fig. 1918. 27 p. Kr. 2.00.
- » II, » 1 GUSTAWA ADLER et P. JESPERSEN: Variations saisonnières chez quelques Copépodes planctoniques marins. 21 Fig. 1920. 46 p. Kr. 3.00.

SKRIFTER UDGIVNE AF KOMMISSIONEN FOR HAVUNDERSØGELSER

- Nr. 1 JOHS. SCHMIDT: Fiskeriundersøgelser ved Island og Færøerne i Sommeren 1903. 10 Tavler. 1904. VI + 148 S. Kr. 5.00. Udsolgt.
- » 2 MARTIN KNUDSEN: Havets Naturlære. Hydrografi. Med særligt Hensyn til de danske Farvande. 10 Figurer, 4 Tavler. 1905. 41 S. Kr. 1.75. Udsolgt.
- » 3 JOHAN HJORT og C. G. JOH. PETERSEN: Kort Oversigt over de internationale Fiskeriundersøgelser Resultater med særligt Henblik paa norske og danske Forhold. 10 Tavler. 1905. 54 S. Kr. 3.50.
- » 4 MARTIN KNUDSEN, C. G. JOH. PETERSEN, C. F. DRECHSEL, C. H. OSTENFELD: De internationale Havundersøgelser 1902—07. 1908. 28 S. Kr. 0.75.
- » 5 BJARNI SÆMUNDSSON: Oversigt over Islands Fiske med Oplysning om deres Forekomst, vigtigste biologiske Forhold og økonomiske Betydning. 1 Kort. 1909. 140 S. Kr. 2.25.

- Nr. 6 ANDREAS OTTERSTRØM: Sildens Afhængighed af forskellige hydrografiske og meteorologiske Forhold i Store Bælt. 2 Textfigurer. 1910. 52 S. Kr. 1.00.
- » 7 A. C. JOHANSEN: Om Rødspætten og Rødspættefiskeriet i Beltfarvandet med nogle Bemærkninger om de øvrige Flynderarter og Flynderfiskerier i samme Farvand. 23 Tavler, 14 Textfigurer. 1912. 158 Sider. Kr. 3.00.
- » 8 JOHS. SCHMIDT: Danske Undersøgelser i Atlanterhavet og Middelhavet over Ferskvandsaalens Biologi. 3 Tavler, 5 Textfigurer. 1912. 33 Sider. Kr. 1.50.
- » 9 A. C. JOHANSEN og J. CHR. LØFTING: Om Fiskebestanden og Fiskeriet i Gudenaens nedre Løb og Randers Fjord. — With an English Resumé. 4 Tavler. 42 Textfigurer. 1919. 169 Sider. Kr. 3.75.